


# Multilayer Chip Antenna – SLDA Series

Operating Temp. : -40°C~+85°C



## FEATURES

- Light weight, compact
- Wide bandwidth, low cost
- Built-in antenna with high gain

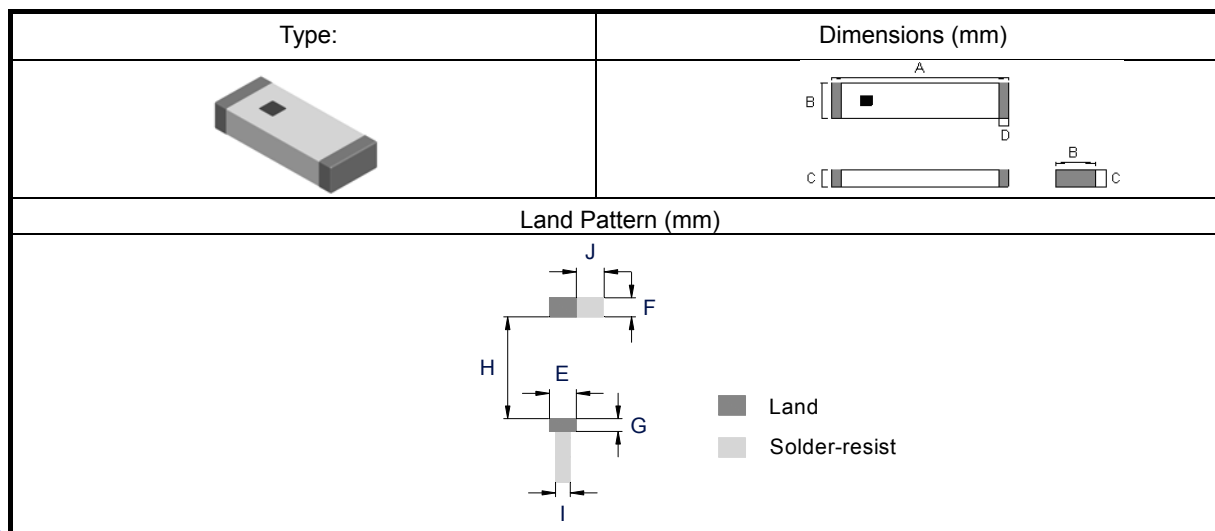
## APPLICATIONS

- Bluetooth, Wireless LAN, Mobile TV
- Home RF system, etc
- RFID

## PRODUCT IDENTIFICATION

<u>SLDA</u> ①	<u>31</u> ②	<u>-2R800G</u> ③	<u>-S1</u> ④	<u>T</u> ⑤	<u>F</u> ⑥																																							
①	②	③	④	⑤	⑥																																							
<table border="1"> <thead> <tr> <th colspan="2">Type</th> </tr> </thead> <tbody> <tr> <td>SLDA</td> <td>Multilayer Chip Antenna</td> </tr> </tbody> </table>		Type		SLDA	Multilayer Chip Antenna	<table border="1"> <thead> <tr> <th colspan="2">External Dimensions (L×W) (mm)</th> </tr> </thead> <tbody> <tr><td>31</td><td>3.2×1.6</td></tr> <tr><td>52</td><td>5.2×2.1</td></tr> <tr><td>62</td><td>6.0×2.0</td></tr> <tr><td>72</td><td>7.0×2.0</td></tr> <tr><td>81</td><td>8.0×1.0</td></tr> <tr><td>92</td><td>9.0×2.0</td></tr> <tr><td>16030</td><td>16.0×3.0</td></tr> <tr><td>35050</td><td>35.0×5.0</td></tr> </tbody> </table>	External Dimensions (L×W) (mm)		31	3.2×1.6	52	5.2×2.1	62	6.0×2.0	72	7.0×2.0	81	8.0×1.0	92	9.0×2.0	16030	16.0×3.0	35050	35.0×5.0	<table border="1"> <thead> <tr> <th colspan="2">Center Frequency</th> </tr> </thead> <tbody> <tr> <th>Example</th> <th>Nominal Value</th> </tr> <tr> <td>2R800G</td> <td>2800.0MHz</td> </tr> <tr> <td>2R470G</td> <td>2470.0MHz</td> </tr> <tr> <td>0R650G</td> <td>650.0MHz</td> </tr> </tbody> </table>		Center Frequency		Example	Nominal Value	2R800G	2800.0MHz	2R470G	2470.0MHz	0R650G	650.0MHz	<table border="1"> <thead> <tr> <th colspan="2">Packing</th> </tr> </thead> <tbody> <tr> <td>T</td> <td>Tape &amp; Reel</td> </tr> </tbody> </table>	Packing		T	Tape & Reel	<table border="1"> <tbody> <tr> <td>Hazardous Substance Free Products</td> </tr> <tr> <td>F</td> </tr> </tbody> </table>	Hazardous Substance Free Products	F
Type																																												
SLDA	Multilayer Chip Antenna																																											
External Dimensions (L×W) (mm)																																												
31	3.2×1.6																																											
52	5.2×2.1																																											
62	6.0×2.0																																											
72	7.0×2.0																																											
81	8.0×1.0																																											
92	9.0×2.0																																											
16030	16.0×3.0																																											
35050	35.0×5.0																																											
Center Frequency																																												
Example	Nominal Value																																											
2R800G	2800.0MHz																																											
2R470G	2470.0MHz																																											
0R650G	650.0MHz																																											
Packing																																												
T	Tape & Reel																																											
Hazardous Substance Free Products																																												
F																																												
<table border="1"> <thead> <tr> <th colspan="2">Series Code</th> </tr> </thead> <tbody> <tr> <td colspan="2">S1, 01, etc.</td> </tr> </tbody> </table>		Series Code		S1, 01, etc.																																								
Series Code																																												
S1, 01, etc.																																												

## SHAPE AND DIMENSIONS



## SHAPE AND DIMENSIONS

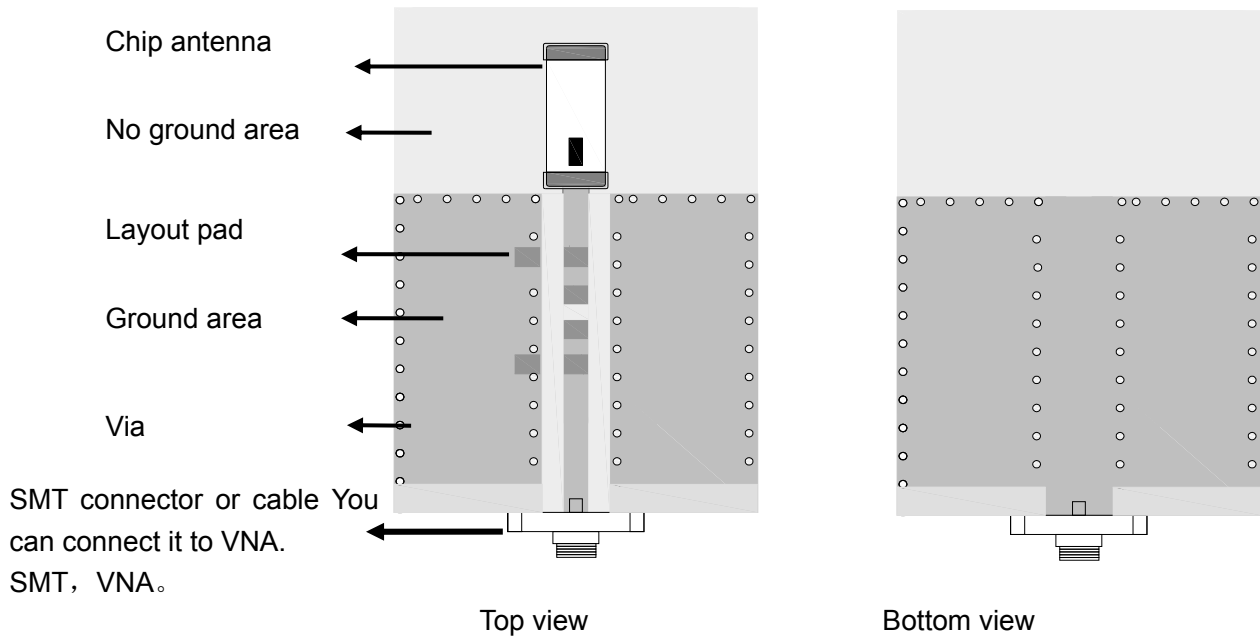
Series	A	B	C	D	E	F	G	H	I	J
SLDA31	3.2±0.2	1.6±0.2	1.2±0.2	0.5±0.2	1.6±0.2	0.8±0.2	0.8±0.2	2.6±0.2	1.4	1.6±0.2
SLDA31-3R40 0G-S1TF	3.2±0.2	1.6±0.2	0.77±0.03	0.5±0.2	1.6±0.2	0.8±0.2	0.8±0.2	2.6±0.2	1.4	1.6±0.2
SLDA52	5.2±0.2	2.1±0.2	1.0±0.2	0.5±0.2	2.3±0.2	1.5±0.2	1.0±0.2	4.0±0.2	1.4	2.3±0.2
SDLA62	6.0±0.2	2.0±0.2	1.0±0.2	0.5±0.2	2.2±0.2	1.5±0.2	1.0±0.2	5.0±0.2	1.4	2.2±0.2
SLDA72	7.0±0.2	2.0±0.2	1.0±0.2	0.5±0.2	2.2±0.2	1.5±0.2	1.0±0.2	6.0±0.2	1.4	2.2±0.2
SLDA81	8.0±0.2	1.0±0.2	1.0±0.2	0.5±0.2	1.5±0.2	1.5±0.2	1.0±0.2	7.0±0.2	1.4	1.5±0.2
SLDA92	9.0±0.2	2.0±0.2	1.0±0.2	0.5±0.2	2.2±0.2	1.5±0.2	1.0±0.2	8.0±0.2	1.4	2.2±0.2
SLDA16030	16.9±0.4	3.0±0.3	2.0±0.3	1.0±0.2	3.0±0.3	1.5±0.3	1.0±0.3	16.0±0.3	1.4	3.2±0.2
SLDA35050	35.0±0.2	5.0±0.2	1.0±0.2	1.0±0.2	5.2±0.2	1.5±0.2	1.0±0.2	33.0±0.2	1.4	5.2±0.2

## TERINAL-CONFIGURATION

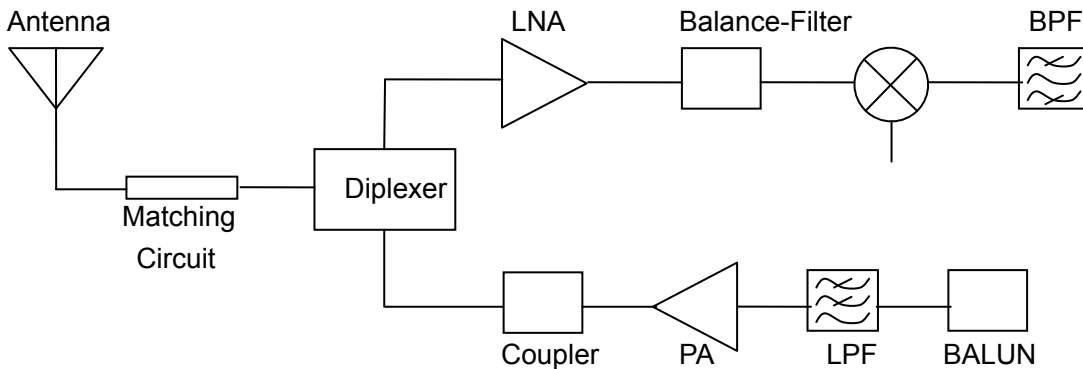


No.	Terminal Name	No.	Terminal Name
(1)	Feeding Point	(2)	NC

## EVALUATION BOARD



## APPLICATION GUIDE



**Sunlord**

Specifications subject to change without notice. Please check our website for latest information. Revised 2016/04/15

Sunlord Industrial Park, Dafuyuan Industrial Zone, Guanlan, Shenzhen, China 518110 Tel: 0086-755-29832660 Fax: 0086-755-82269029 E-Mail: sunlord@sunlordinc.com

## SPECIFICATIONS

### SLDA31 TYPE

Part Number	Band Width	Peak Gain	Average Gain	VSWR	Impedance	Power Capacity
	MHz	V-XZ	V-XZ	In BW	$\Omega$	W
SLDA31-2R800G-S1TF	$\geq 100$	0.5dBi Typ.	-1dBi Typ.	<2	50	3
SLDA31-3R400G-S1TF	$\geq 100$	0.5dBi Typ.	-1dBi Typ.	<2	50	3

### SLDA52 TYPE

Part Number	Band Width	Peak Gain	Average Gain	VSWR	Impedance	Power Capacity
	MHz	V-XZ	V-XZ	In BW	$\Omega$	W
SLDA52-2R350G-S1TF	$\geq 150$	2.5dBi Typ.	0.5dBi Typ.	<2	50	3
SLDA52-2R510G-S1TF	$\geq 200$	2.5dBi Typ.	0.5dBi Typ.	<2	50	
SLDA52-2R540G-S1TF	$\geq 200$	2.5dBi Typ.	0.5dBi Typ.	<2	50	
SLDA52-2R710G-S1TF	$\geq 200$	2.5dBi Typ.	0.5dBi Typ.	<2	50	
SLDA52-2R780G-S1TF	$\geq 200$	2.5dBi Typ.	0.5dBi Typ.	<2	50	

### SLDA62 TYPE

Part Number	Band Width	Peak Gain	Average Gain	VSWR	Impedance	Power Capacity
	MHz	V-XZ	V-XZ	In BW	$\Omega$	W
SLDA62-2R640G-01TF	$\geq 200$	2.6dBi Typ.	0.7dBi Typ.	<2	50	3

### SLDA72 TYPE

Part Number	Band Width	Peak Gain	Average Gain	VSWR	Impedance	Power Capacity
	MHz	V-XZ	V-XZ	In BW	$\Omega$	W
SLDA72-2R470G-S1TF	$\geq 200$	2.7dBi Typ.	1.0dBi Typ.	<2	50	3
SLDA72-2R860G-02TF	$\geq 200$	2.7dBi Typ.	1.0dBi Typ.	<2	50	

### SLDA81 TYPE

Part Number	Band Width	Peak Gain	Average Gain	VSWR	Impedance	Power Capacity
	MHz	V-XZ	V-XZ	In BW	$\Omega$	W
SLDA81-3R010G-S1TF	$\geq 200$	2.0dBi Typ.	0.5dBi Typ.	<2	50	3

### SLDA92 TYPE

Part Number	Band Width	Peak Gain	Average Gain	VSWR	Impedance	Power Capacity
	MHz	V-XZ	V-XZ	In BW	$\Omega$	W
SLDA92-2R660G-S1TF	$\geq 200$	3.0dBi Typ.	1.0dBi Typ.	<2	50	3

### SLDA16030 TYPE

Part Number	Band Width	Peak Gain		VSWR	Impedance	Power Capacity
	MHz	V-XZ		In BW	$\Omega$	W
SLDA16030-0R433G-S1TF	$\geq 20$	3.0dBi Typ.	1.0dBi Typ.	<2	50	3

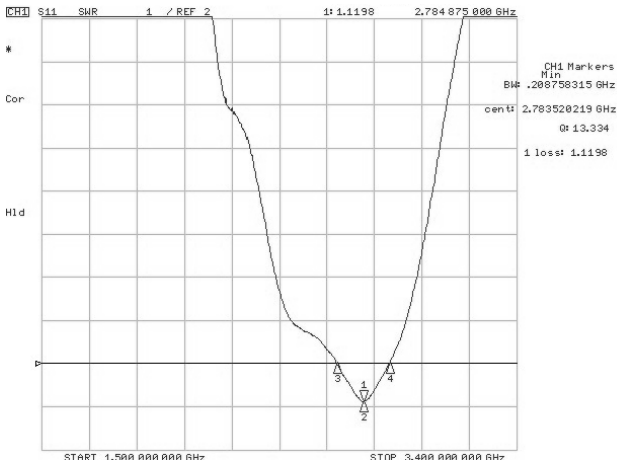
### SLDA35050 TYPE

Part Number	Band Width	Peak Gain		VSWR	Impedance	Power Capacity
	MHz	V-XZ		In BW	$\Omega$	W
SLDA35050-0R650G-S1TF	$\geq 50$	-2.0dBi Typ. (710MHz)	-7.0dBi Typ. (474MHz)	<3	50	3

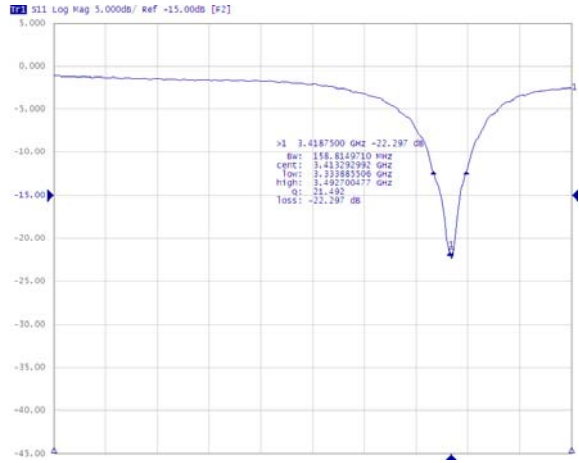
※Frequency will be changed with layout of PCB. Please contact us for appropriate design.

# RETURN LOSS

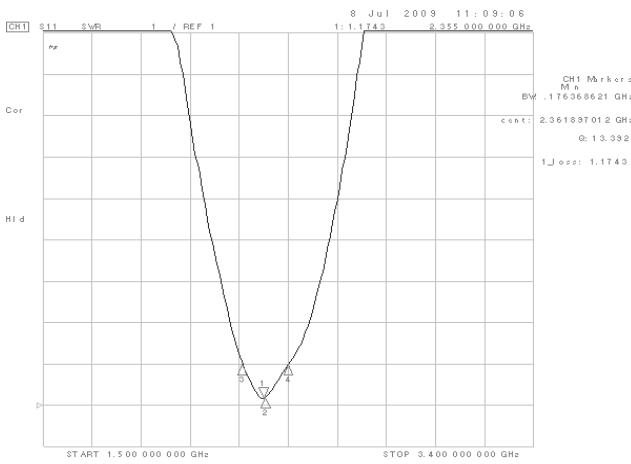
## SLDA31-2R800G-S1TF



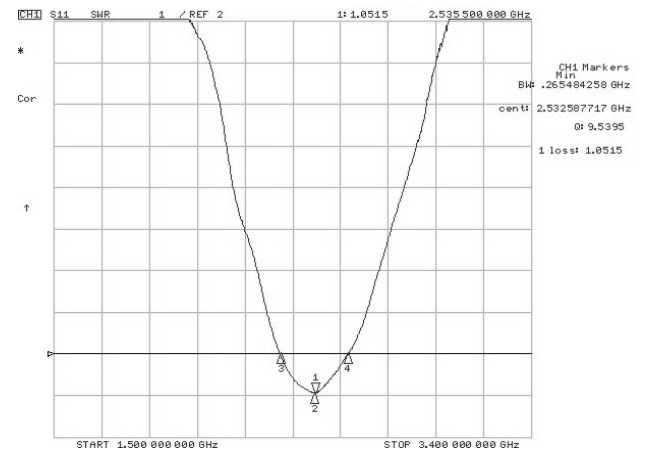
## SLDA31-3R400G-S1TF



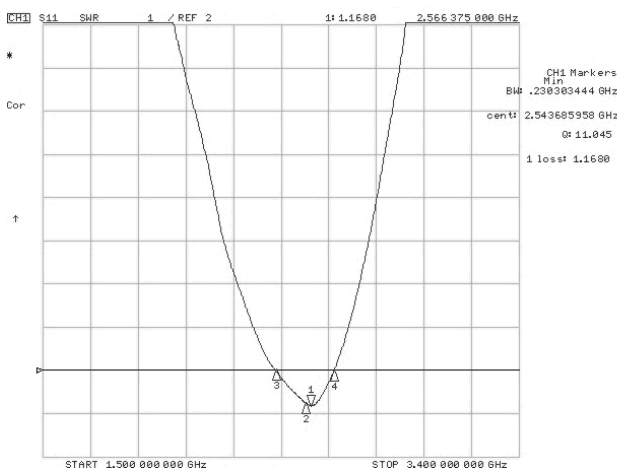
## SLDA52-2R350G-S1TF



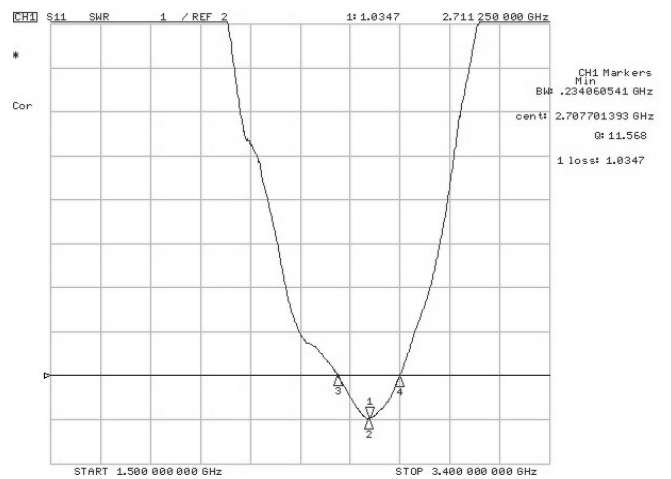
## SLDA52-2R510G-S1TF



## SLDA52-2R540G-S1TF

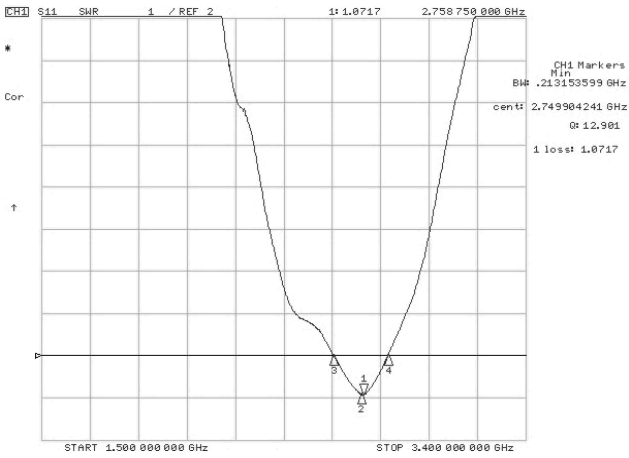


## SLDA52-2R710G-S1TF

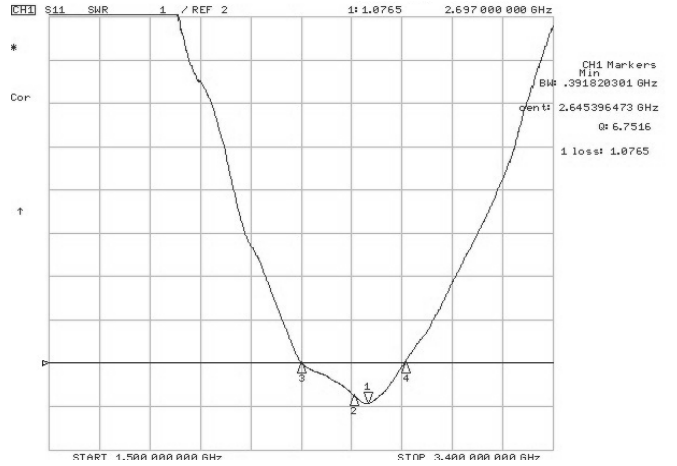


# RETURN LOSS

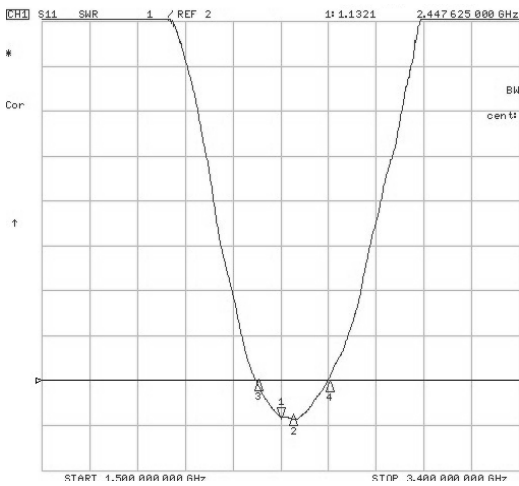
SLDA52-2R780G-S1TF



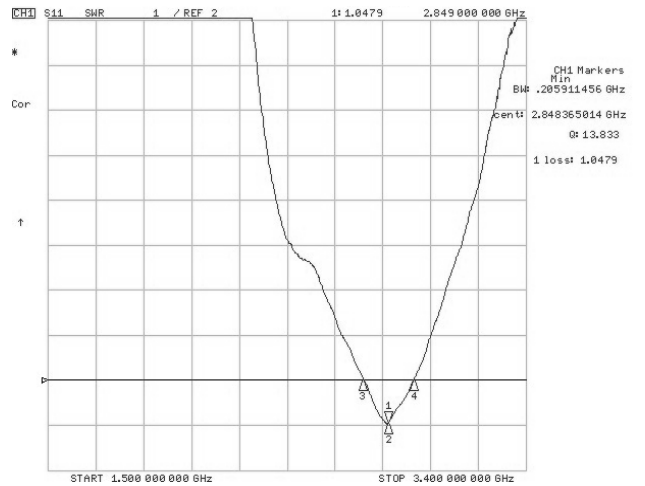
SLDA62-2R640G-01TF



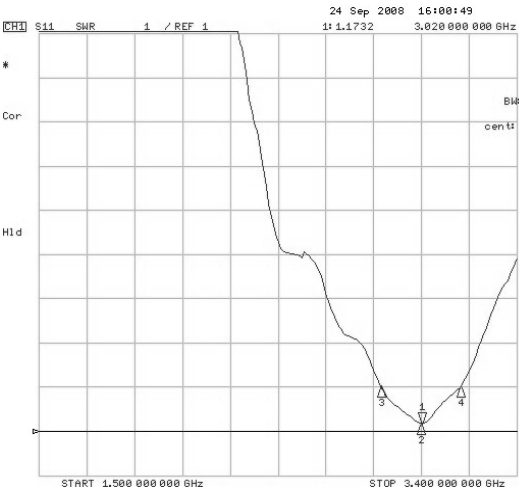
SLDA72-2R470G-S1TF



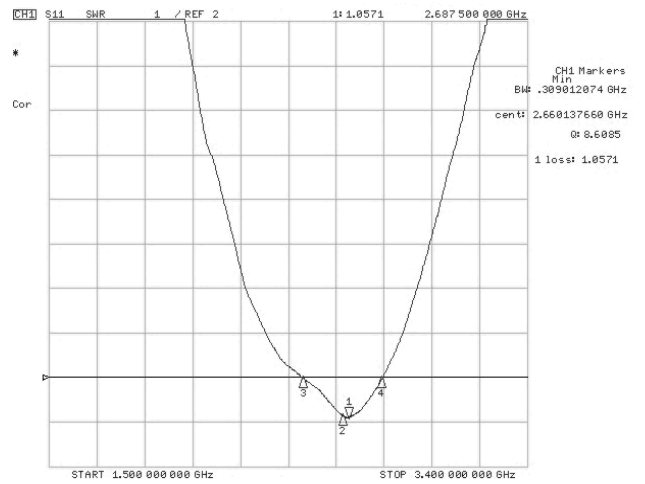
SLDA72-2R860G-02TF



SLDA81-3R010G-S1TF



SLDA92-2R660G-S1TF



# RETURN LOSS

SLDA16030-0R433G-S1TF

SLDA35050-0R650G-S1TF

