


4000 ~ 10000h at 105°C

- Load life with ripple current: 105°C 4000 to 10000 hours
- Ultra low impedance
- Switching power supplies
- Excellent ripple current capability
- High reliability at high temperature

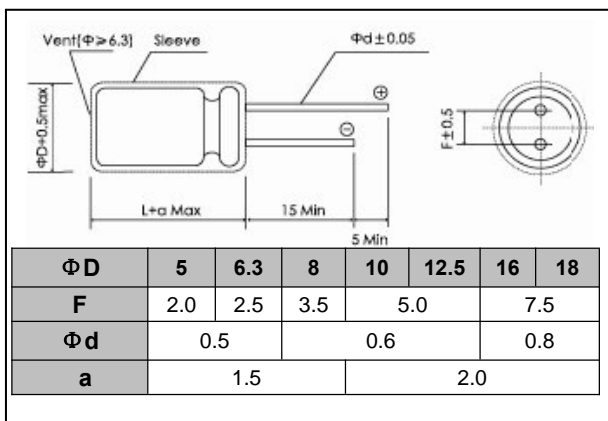


Items	Characteristics																		
Operating Temperature Range(°C)	-55~ +105																		
Voltage Range (V)	6.3~ 100																		
Capacitance Range(μF)	0.47 ~ 15000																		
Capacitance Tolerance (20°C, 120Hz)	±20%																		
Leakage Current (μA)	After 2 minutes at 20°C application of rated voltage, leakage current is not more than 0.02CV or 3, whichever is greater C:Nominal Capacitance(μF) V:Rated Voltage(V)																		
Dissipation Factor (20°C, 120Hz)	<table border="1"> <thead> <tr> <th>Rated Voltage(V)</th> <th>6.3</th> <th>10</th> <th>16</th> <th>25</th> <th>35</th> <th>50</th> <th>63</th> <th>100</th> </tr> </thead> <tbody> <tr> <td>Tan δ(max)</td> <td>0.22</td> <td>0.19</td> <td>0.16</td> <td>0.14</td> <td>0.12</td> <td>0.10</td> <td>0.09</td> <td>0.08</td> </tr> </tbody> </table> <p>For Capacitances > 1000μF add 0.02 to every 1000μF</p>	Rated Voltage(V)	6.3	10	16	25	35	50	63	100	Tan δ(max)	0.22	0.19	0.16	0.14	0.12	0.10	0.09	0.08
Rated Voltage(V)	6.3	10	16	25	35	50	63	100											
Tan δ(max)	0.22	0.19	0.16	0.14	0.12	0.10	0.09	0.08											
Stability at Low Temperature (Impedance Ratio at 120Hz)	<table border="1"> <thead> <tr> <th>Rated Voltage(V)</th> <th>6.3~100</th> </tr> </thead> <tbody> <tr> <td>Z_{-55°C/+20°C}</td> <td>3</td> </tr> </tbody> </table>	Rated Voltage(V)	6.3~100	Z _{-55°C/+20°C}	3														
Rated Voltage(V)	6.3~100																		
Z _{-55°C/+20°C}	3																		

Lifetime	Useful Life				Load Life		Endurance Test		Shelf Life
	6.3~10V	16~100V	≥ 250000h	6.3~10V	16~100V	6.3~10V	16~100V		
φ 5-6.3	6000	7000		4000	5000	4000	5000	1000h	
φ 8-10	8000	9000		6000	7000	6000	7000		
φ 12.5-18	10000	12000		8000	10000	8000	10000		
Leakage Current	Not more than specified value				Not more than specified value		Not more than specified value		Not more than specified value
Capacitance Change	Within ±40% of initial value				Within ±25% of initial value		Within ±25% of initial value		Within ±20% of initial value
Dissipation Factor	Not more than 300% of specified value				Not more than 200% of specified value		Not more than 200% of specified value		Not more than 200% of specified value
Condition: Applied Voltage Applied Current Applied Temperature	U _R I _R 105°C	U _R 1.4 x I _R 40°C	U _R I _R 105°C	U _R I _R = 0 105°C	U _R I _R = 0 105°C	After test: U _R to be applied for 30min > 24h before measurement			

Dimensions

mm



Frequency Coefficient

Frequency	120Hz	1kHz	10kHz	100kHz
Cap(μF)				
0.47~4.7	0.40	0.68	0.78	1.00
5.6~47	0.50	0.76	0.87	1.00
56~270	0.70	0.85	0.93	1.00
330~1000	0.80	0.93	0.98	1.00
1200~15000	0.90	0.95	1.00	1.00

Temperature Coefficient

Temperature(°C)	+70	+85	+105
Coefficient	1.96	1.68	1.00

Ratings for CD 281L LH Series

U _r (Surge Voltage) Code	Rated Capacitance	Max ESR 20°C, 120Hz	Max Imp 20°C, 100kHz	Max Imp -10°C, 100kHz	Rated Ripple Current 105°C, 100kHz	Size ΦD×L	P/N
(v)	(μF)	(Ω)	(Ω)	(Ω)	(mAmps)	(mm)	-
6.3 (7.2) 0J	100	2.919	0.65	1.3	175	5x11.5	ECR0JLL101M□□050011
	150	1.946	0.46	0.92	235	5x15	ECR0JLL151M□□050015
	220	1.327	0.3	0.6	290	6.3X11.5	ECR0JLL221M□□063011
	330	0.885	0.2	0.4	400	6.3X15	ECR0JLL331M□□063015
	470	0.621	0.17	0.34	488	8x11.5	ECR0JLL471M□□080011
	680	0.429	0.13	0.26	617	8x16	ECR0JLL681M□□080016
		0.429	0.12	0.24	613	10x12.5	ECR0JLL681M□□100012
	820	0.356	0.095	0.19	734	10x16	ECR0JLL821M□□100016
	1000	0.292	0.095	0.19	800	8x20	ECR0JLL102M□□080020
	1200	0.243	0.065	0.13	1010	10X20	ECR0JLL122M□□100020
		0.243	0.065	0.13	1010	12.5x15	ECR0JLL122M□□125015
	1500	0.195	0.055	0.11	1190	10x25	ECR0JLL152M□□100025
		0.145	0.045	0.09	1440	10x30	ECR0JLL222M□□100030
	2200	0.145	0.042	0.084	1400	12.5X20	ECR0JLL222M□□125020
		0.118	0.038	0.076	1690	12.5X25	ECR0JLL272M□□125025
	2700	0.118	0.046	0.092	1310	16x15	ECR0JLL272M□□160015
		0.105	0.043	0.086	1460	18x15	ECR0JLL332M□□180015
	3900	0.088	0.032	0.064	1950	12.5x30	ECR0JLL392M□□125030
	4700	0.079	0.028	0.056	2220	12.5x35	ECR0JLL472M□□125035
		0.079	0.034	0.068	1660	16x20	ECR0JLL472M□□160020
	5600	0.071	0.026	0.052	2390	12.5x40	ECR0JLL562M□□125040
		0.071	0.028	0.056	2070	16x25	ECR0JLL562M□□160025
	6800	0.071	0.03	0.06	1850	18x20	ECR0JLL562M□□180020
		0.062	0.025	0.05	2350	16x31.5	ECR0JLL682M□□160031
	8200	0.062	0.027	0.054	2120	18X25	ECR0JLL682M□□180025
		0.058	0.022	0.044	2550	16X35.5	ECR0JLL822M□□160035
	10000	0.053	0.023	0.046	2410	18x31.5	ECR0JLL103M□□180031
	12000	0.049	0.02	0.04	2970	16x40	ECR0JLL123M□□160040
0.049		0.02	0.04	2680	18x35.5	ECR0JLL123M□□180035	
15000	0.044	0.019	0.038	3010	18X40	ECR0JLL153M□□180040	
10 (13) 1A	82	3.075	0.65	1.3	175	5X11.5	ECR1ALL820M□□050011
	100	2.521	0.46	0.92	235	5X15	ECR1ALL101M□□050015
	180	1.401	0.3	0.6	290	6.3x11.5	ECR1ALL181M□□063011
	220	1.146	0.2	0.4	400	6.3x15	ECR1ALL221M□□063015
	330	0.764	0.17	0.34	488	8x11.5	ECR1ALL331M□□080011
	470	0.536	0.13	0.26	617	8x16	ECR1ALL471M□□080016
		0.536	0.12	0.24	613	10X12.5	ECR1ALL471M□□100012
	560	0.45	0.095	0.19	734	10x16	ECR1ALL561M□□100016
	680	0.371	0.095	0.19	800	8x20	ECR1ALL681M□□080020
	1000	0.252	0.065	0.13	1010	10x20	ECR1ALL102M□□100020
		0.252	0.065	0.13	1010	12.5x15	ECR1ALL102M□□125015
	1200	0.21	0.055	0.11	1190	10x25	ECR1ALL122M□□100025
	1500	0.168	0.045	0.09	1440	10x30	ECR1ALL152M□□100030
	1800	0.14	0.042	0.084	1400	12.5x20	ECR1ALL182M□□125020
		0.14	0.046	0.092	1310	16x15	ECR1ALL182M□□160015
	2200	0.127	0.038	0.076	1690	12.5x25	ECR1ALL222M□□125025
		0.127	0.043	0.086	1460	18x15	ECR1ALL222M□□180015
	2700	0.103	0.032	0.064	1950	12.5x30	ECR1ALL272M□□125030
	3300	0.092	0.028	0.056	2220	12.5x35	ECR1ALL332M□□125035
		0.092	0.034	0.068	1660	16x20	ECR1ALL332M□□160020

U _r (Surge Voltage) Code	Rated Capacitance	Max ESR 20°C, 120Hz	Max Imp 20°C, 100kHz	Max Imp -10°C, 100kHz	Rated Ripple Current 105°C, 100kHz	Size ΦD×L	P/N	
(v)	(μF)	(Ω)	(Ω)	(Ω)	(mAmps)	(mm)	-	
10 (13) 1A	3900	0.078	0.026	0.052	2390	12.5x40	ECR1ALL392M□□125040	
		0.078	0.028	0.056	2070	16x25	ECR1ALL392M□□160025	
		0.078	0.03	0.06	1850	18x20	ECR1ALL392M□□180020	
	4700	0.071	0.027	0.054	2120	18X25	ECR1ALL472M□□180025	
	5600	0.064	0.025	0.05	2350	16x31.5	ECR1ALL562M□□160031	
		0.057	0.022	0.044	2550	16x35.5	ECR1ALL682M□□160035	
	6800	0.057	0.023	0.046	2410	18x31.5	ECR1ALL682M□□180031	
		0.053	0.02	0.04	2970	16X40	ECR1ALL822M□□160040	
	8200	0.053	0.02	0.04	2680	18x35.5	ECR1ALL822M□□180035	
		0.049	0.019	0.038	3010	18X40	ECR1ALL103M□□180040	
	16 (20) 1C	56	3.791	0.65	1.3	175	5x11.5	ECR1CLL560M□□050011
		82	2.589	0.46	0.92	235	5x15	ECR1CLL820M□□050015
		120	1.769	0.3	0.6	290	6.3x11.5	ECR1CLL121M□□063011
		180	1.180	0.2	0.4	400	6.3X15	ECR1CLL181M□□063015
270		0.786	0.17	0.34	501	8X11.5	ECR1CLL271M□□080011	
330		0.643	0.13	0.26	575	8x16	ECR1CLL331M□□080016	
		0.643	0.12	0.24	625	10x12.5	ECR1CLL331M□□100012	
390		0.544	0.095	0.19	795	10x16	ECR1CLL391M□□100016	
470		0.452	0.095	0.19	760	8x20	ECR1CLL471M□□080020	
680		0.312	0.065	0.13	1010	10x20	ECR1CLL681M□□100020	
		0.312	0.065	0.13	1010	12.5x15	ECR1CLL681M□□125015	
820		0.259	0.055	0.11	1190	10x25	ECR1CLL821M□□100025	
1200		0.177	0.045	0.09	1430	10x30	ECR1CLL122M□□100030	
		0.177	0.042	0.084	1400	12.5X20	ECR1CLL122M□□125020	
1500		0.142	0.038	0.076	1690	12.5x25	ECR1CLL152M□□125025	
		0.142	0.046	0.092	1340	16x15	ECR1CLL152M□□160015	
		0.142	0.043	0.086	1490	18x15	ECR1CLL152M□□180315	
2200		0.109	0.032	0.064	1950	12.5x30	ECR1CLL222M□□125030	
		0.109	0.034	0.068	1730	16X20	ECR1CLL222M□□160020	
2700		0.088	0.028	0.056	2200	12.5x35	ECR1CLL272M□□125035	
		0.088	0.028	0.056	2070	16x25	ECR1CLL272M□□160025	
		0.088	0.03	0.06	1870	18x20	ECR1CLL272M□□180020	
3300		0.08	0.026	0.052	2390	12.5x40	ECR1CLL332M□□125040	
3900		0.068	0.025	0.05	2350	16x31.5	ECR1CLL392M□□160031	
		0.068	0.027	0.054	2160	18X25	ECR1CLL392M□□180325	
4700		0.062	0.022	0.044	2550	16x35.5	ECR1CLL472M□□160035	
		0.062	0.023	0.046	2450	18x31.5	ECR1CLL472M□□180331	
5600		0.057	0.02	0.04	2900	16X40	ECR1CLL562M□□160340	
6800	0.051	0.02	0.04	2730	18x35.5	ECR1CLL682M□□180335		
8200	0.049	0.019	0.038	3060	18X40	ECR1CLL822M□□180340		
25 (32) 1E	39	4.763	0.65	1.3	175	5X11.5	ECR1ELL390M□□050011	
	56	3.317	0.46	0.92	235	5x15	ECR1ELL560M□□050015	
	82	2.266	0.3	0.6	290	6.3x11.5	ECR1ELL820M□□063011	
	120	1.548	0.2	0.4	400	6.3x15	ECR1ELL121M□□063015	
	180	1.032	0.17	0.34	503	8x11.5	ECR1ELL181M□□080011	
	220	0.844	0.13	0.26	575	8x16	ECR1ELL221M□□080016	
		0.844	0.12	0.24	629	10x12.5	ECR1ELL221M□□100012	
	270	0.688	0.095	0.19	795	10x16	ECR1ELL271M□□100016	
	330	0.563	0.095	0.19	751	8x20	ECR1ELL331M□□080020	

Ratings for CD 281L LH Series

U _R (Surge Voltage) Code	Rated Capacitance	Max ESR 20°C, 120kHz	Max Imp 20°C, 100kHz	Max Imp -10°C, 100kHz	Rated Ripple Current 105°C, 100kHz	Size ΦD×L	P/N
(v)	(μF)	(Ω)	(Ω)	(Ω)	(mAmps)	(mm)	-
25 (32) 1E	470	0.395	0.065	0.13	1010	10x20	ECR1ELL471M□□100020
		0.395	0.065	0.13	1010	12.5x15	ECR1ELL471M□□125015
	560	0.332	0.055	0.11	1190	10x25	ECR1ELL561M□□100025
	820	0.227	0.045	0.09	1440	10x30	ECR1ELL821M□□100030
		0.227	0.042	0.084	1400	12.5X20	ECR1ELL821M□□125020
		0.227	0.046	0.092	1360	16x15	ECR1ELL821M□□160015
	1000	0.186	0.038	0.076	1690	12.5x25	ECR1ELL102M□□125025
	1200	0.155	0.043	0.086	1500	18x15	ECR1ELL122M□□180015
	1500	0.124	0.032	0.064	1950	12.5x30	ECR1ELL152M□□125030
		0.124	0.034	0.068	1730	16x20	ECR1ELL152M□□160020
	1800	0.103	0.028	0.056	2200	12.5x35	ECR1ELL182M□□125035
		0.103	0.028	0.056	2070	16x25	ECR1ELL182M□□160025
		0.103	0.03	0.06	1890	18x20	ECR1ELL182M□□180020
	2200	0.097	0.026	0.052	2390	12.5X40	ECR1ELL222M□□125040
	2700	0.079	0.025	0.05	2350	16x31.5	ECR1ELL272M□□160031
		0.079	0.027	0.054	2180	18x25	ECR1ELL272M□□180025
	3300	0.072	0.022	0.044	2550	16x35.5	ECR1ELL332M□□160035
0.072		0.023	0.046	2470	18x31.5	ECR1ELL332M□□180031	
3900	0.061	0.02	0.04	2900	16X40	ECR1ELL392M□□160040	
	0.061	0.02	0.04	2740	18x35.5	ECR1ELL392M□□180035	
4700	0.056	0.019	0.038	3070	18x40	ECR1ELL472M□□180040	
35 (44) 1V	27	5.898	0.65	1.3	175	5x11.5	ECR1VLL270M□□050011
	39	4.083	0.46	0.92	235	5x15	ECR1VLL390M□□050015
	56	2.843	0.3	0.6	290	6.3x11.5	ECR1VLL560M□□063011
	82	1.942	0.2	0.4	400	6.3X15	ECR1VLL820M□□063015
	120	1.327	0.17	0.34	501	8x11.5	ECR1VLL121M□□080011
	150	1.062	0.12	0.24	625	10x12.5	ECR1VLL151M□□100012
	180	0.885	0.13	0.26	575	8X16	ECR1VLL181M□□080016
		0.885	0.095	0.19	795	10x16	ECR1VLL181M□□100016
	220	0.724	0.095	0.19	760	8X20	ECR1VLL221M□□080020
	330	0.483	0.065	0.13	1010	10x20	ECR1VLL331M□□100020
		0.483	0.065	0.13	1010	12.5x15	ECR1VLL331M□□125015
	390	0.408	0.055	0.11	1190	10x25	ECR1VLL391M□□100025
	560	0.284	0.045	0.09	1450	10x30	ECR1VLL561M□□100030
		0.284	0.042	0.084	1400	12.5x20	ECR1VLL561M□□125020
		0.284	0.046	0.092	1360	16x15	ECR1VLL561M□□160015
	680	0.234	0.038	0.076	1690	12.5x25	ECR1VLL681M□□125025
		0.234	0.043	0.086	1520	18x15	ECR1VLL681M□□180015
1000	0.159	0.032	0.064	1950	12.5X30	ECR1VLL102M□□125030	
	0.159	0.034	0.068	1730	16x20	ECR1VLL102M□□160020	
1200	0.133	0.028	0.056	2200	12.5x35	ECR1VLL122M□□125035	
	0.133	0.028	0.056	2070	16x25	ECR1VLL122M□□160025	
	0.133	0.03	0.06	1900	18x20	ECR1VLL122M□□180020	
1500	0.106	0.026	0.052	2390	12.5X40	ECR1VLL152M□□125040	
1800	0.088	0.025	0.050	2350	16x31.5	ECR1VLL182M□□160031	
	0.088	0.027	0.054	2200	18x25	ECR1VLL182M□□180025	
2200	0.084	0.022	0.044	2550	16x35.5	ECR1VLL222M□□160035	
	0.084	0.023	0.046	2490	18x31.5	ECR1VLL222M□□180031	
2700	0.069	0.020	0.040	2900	16x40	ECR1VLL272M□□160040	
	0.069	0.020	0.040	2770	18x35.5	ECR1VLL272M□□180035	
3300	0.064	0.019	0.038	3110	18x40	ECR1VLL332M□□180040	

U _R (Surge Voltage) Code	Rated Capacitance	Max ESR 20°C, 120kHz	Max Imp 20°C, 100kHz	Max Imp -10°C, 100kHz	Rated Ripple Current 105°C, 100kHz	Size ΦD×L	P/N
(v)	(μF)	(Ω)	(Ω)	(Ω)	(mAmps)	(mm)	-
50 (63) 1H	0.47	283	3.9	7.8	22	5x11.5	ECR1HLLR47M□□050011
	1	133	3.5	7.0	36	5x11.5	ECR1HLL010M□□050011
	2.2	60.3	3.0	6.0	54	5x11.5	ECR1HLL2R2M□□050011
	3.3	40.2	2.6	5.2	63	5x11.5	ECR1HLL3R3M□□050011
	4.7	28.3	2.2	4.4	75	5X11.5	ECR1HLL4R7M□□050011
	10	13.3	1.4	2.8	110	5X11.5	ECR1HLL100M□□050011
	18	7.372	0.95	1.9	120	5x11.5	ECR1HLL180M□□050011
	27	4.915	0.55	1.1	135	5x15	ECR1HLL270M□□050015
	39	3.402	0.36	0.72	148	6.3x11.5	ECR1HLL390M□□063011
	56	2.370	0.28	0.56	153	6.3x15	ECR1HLL560M□□063015
	68	1.951	0.20	0.40	360	8x11.5	ECR1HLL680M□□080011
	82	1.618	0.18	0.36	460	8x16	ECR1HLL820M□□080016
		1.618	0.18	0.36	443	10x12.5	ECR1HLL820M□□100012
	100	1.327	0.15	0.30	553	10x16	ECR1HLL101M□□100016
	120	1.106	0.13	0.26	670	8x20	ECR1HLL121M□□080020
	180	0.737	0.095	0.19	676	10x20	ECR1HLL181M□□100020
		0.737	0.105	0.21	745	12.5X15	ECR1HLL181M□□125015
	220	0.603	0.080	0.16	876	10x25	ECR1HLL221M□□100025
	330	0.402	0.065	0.13	1010	10x30	ECR1HLL331M□□100030
		0.402	0.070	0.14	979	12.5x20	ECR1HLL331M□□125020
		0.402	0.075	0.15	982	16x15	ECR1HLL331M□□160015
	470	0.282	0.054	0.108	1180	12.5X25	ECR1HLL471M□□125025
		0.282	0.058	0.116	1180	18x15	ECR1HLL471M□□180015
	560	0.237	0.050	0.1	1310	12.5X30	ECR1HLL561M□□125030
	680	0.195	0.046	0.092	1470	12.5x35	ECR1HLL681M□□125035
		0.195	0.050	0.1	1210	16x20	ECR1HLL681M□□160020
	820	0.162	0.044	0.088	1590	12.5X40	ECR1HLL821M□□125040
0.162		0.048	0.096	1490	16X25	ECR1HLL821M□□160025	
0.162		0.046	0.092	1450	18x20	ECR1HLL821M□□180020	
1000	0.133	0.040	0.08	1890	16x31.5	ECR1HLL102M□□160031	
	0.133	0.040	0.08	1720	18x25	ECR1HLL102M□□180025	
1200	0.111	0.032	0.064	2140	6x35.5	ECR1HLL122M□□160035	
1500	0.088	0.026	0.052	2410	16x40	ECR1HLL122M□□160040	
	0.088	0.026	0.052	1970	18x31.5	ECR1HLL152M□□180031	
1800	0.074	0.025	0.050	2310	18x35.5	ECR1HLL182M□□180035	
2200	0.072	0.024	0.048	2530	18x40	ECR1HLL222M□□180040	
63 (79) 1J	12	9.952	1.2	3.6	120	5x11.5	ECR1JLL120M□□050011
	18	6.635	0.85	2.6	135	5x15	ECR1JLL180M□□050015
	27	4.423	0.55	1.7	148	6.3x11.5	ECR1JLL270M□□063011
	39	3.062	0.38	1.1	153	6.3X15	ECR1JLL390M□□063015
	47	2.541	0.32	0.96	360	8x11.5	ECR1JLL470M□□080011
	56	2.133	0.23	0.69	448	10x12.5	ECR1JLL560M□□100012
	68	1.756	0.24	0.72	469	8x16	ECR1JLL680M□□080016
		1.756	0.17	0.51	553	10x16	ECR1JLL680M□□100016
	82	1.456	0.17	0.51	682	8x20	ECR1JLL820M□□080020
	120	0.995	0.12	0.36	676	10x20	ECR1JLL121M□□100020
	150	0.796	0.10	0.30	876	10x25	ECR1JLL151M□□100025
		0.796	0.11	0.33	745	12.5x15	ECR1JLL151M□□125015
180	0.663	0.085	0.26	1020	10x30	ECR1JLL181M□□100030	
220	0.543	0.075	0.23	979	12.5x20	ECR1JLL221M□□125020	
	0.543	0.080	0.24	928	16x15	ECR1JLL221M□□160015	

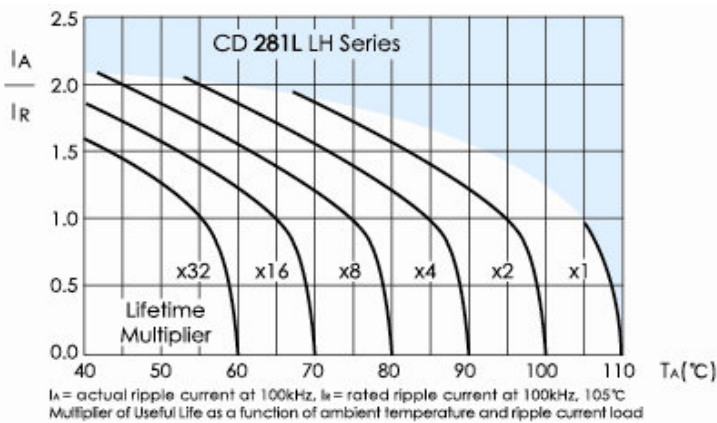
Ratings for CD 281L LH Series

U_R (Surge Voltage) Code	Rated Capacitance	Max ESR 20°C, 120Hz	Max Imp 20°C, 100kHz	Max Imp -10°C, 100kHz	Rated Ripple Current 105°C, 100kHz	Size $\Phi \times L$	P/N
(v)	(μF)	(Ω)	(Ω)	(Ω)	(mA _{RMS})	(mm)	-
63 (79) 1J	270	0.442	0.065	0.20	1180	12.5x25	ECR1JLL271M□□125025
	330	0.362	0.065	0.20	1200	18x15	ECR1JLL331M□□180015
	390	0.306	0.055	0.17	1310	12.5x30	ECR1JLL391M□□125030
		0.306	0.057	0.17	1210	16x20	ECR1JLL391M□□160020
	470	0.254	0.048	0.14	1470	12.5x35	ECR1JLL471M□□125035
		0.254	0.052	0.16	1490	16x25	ECR1JLL471M□□160025
		0.254	0.058	0.17	1460	18x20	ECR1JLL471M□□180020
	560	0.213	0.042	0.13	1590	12.5x40	ECR1JLL561M□□125040
	680	0.176	0.042	0.13	1890	16x31.5	ECR1JLL681M□□160031
		0.176	0.050	0.15	1740	18x25	ECR1JLL681M□□180025
	820	0.146	0.036	0.11	2140	16x35.5	ECR1JLL821M□□160035
		0.146	0.042	0.13	1990	18x31.5	ECR1JLL821M□□180031
	1000	0.119	0.032	0.096	2410	16x40	ECR1JLL102M□□160040
		0.119	0.035	0.11	2340	18x35.5	ECR1JLL102M□□180035
1200	0.100	0.032	0.096	2560	18x40	ECR1JLL122M□□180040	
100 (125) 2A	5.6	18.957	1.9	7.6	57	5x11.5	ECR2ALL5R6M□□050011
	8.2	12.946	1.3	5.2	74	5x15	ECR2ALL8R2M□□050015
	12	8.846	1.1	4.4	78	6.3x11.5	ECR2ALL120M□□063011
	18	5.898	0.62	2.5	85	6.3x15	ECR2ALL180M□□063015
	22	4.825	0.53	Z1	275	8x11.5	ECR2ALL220M□□080011
	27	3.932	0.47	1.9	319	10x12.5	ECR2ALL270M□□100012
	33	3.217	0.35	1.4	360	8x16	ECR2ALL330M□□080016
3.217		0.32	1.3	424	10x16	ECR2ALL330M□□100016	

U_R (Surge Voltage) Code	Rated Capacitance	Max ESR 20°C, 120Hz	Max Imp 20°C, 100kHz	Max Imp -10°C, 100kHz	Rated Ripple Current 105°C, 100kHz	Size $\Phi \times L$	P/N
(v)	(μF)	(Ω)	(Ω)	(Ω)	(mA _{RMS})	(mm)	-
100 (125) 2A	39	2.722	0.27	1.1	490	8x20	ECR2ALL390M□□080020
	56	1.896	0.25	1.0	499	10x20	ECR2ALL560M□□100020
	68	1.561	0.18	0.72	634	10x25	ECR2ALL680M□□100025
		1.561	0.20	0.80	613	12.5x15	ECR2ALL680M□□125015
	100	1.062	0.15	0.60	739	10x30	ECR2ALL101M□□100030
		1.062	0.13	0.52	805	12.5x20	ECR2ALL101M□□125020
	120	0.885	0.11	0.44	857	12.5x25	ECR2ALL121M□□125025
		0.885	0.13	0.50	706	16x15	ECR2ALL121M□□160015
	150	0.708	0.12	0.48	871	18x15	ECR2ALL151M□□180015
	180	0.590	0.090	0.36	1120	12.5x30	ECR2ALL181M□□125030
		0.590	0.11	0.44	916	16x20	ECR2ALL181M□□160020
	220	0.483	0.075	0.30	1240	12.5x35	ECR2ALL221M□□125035
		0.483	0.081	0.32	1290	16x25	ECR2ALL221M□□160025
	270	0.393	0.060	0.24	1330	12.5x40	ECR2ALL271M□□125040
		0.393	0.085	0.34	1170	18x20	ECR2ALL271M□□180020
	330	0.322	0.059	0.23	1630	16x31.5	ECR2ALL331M□□160031
		0.322	0.071	0.28	1500	18x25	ECR2ALL331M□□180025
	390	0.272	0.052	0.21	1750	16x35.5	ECR2ALL391M□□160035
		0.272	0.058	0.23	1630	18x31.5	ECR2ALL391M□□180031
	470	0.226	0.045	0.18	1920	16x40	ECR2ALL471M□□160040
	560	0.190	0.054	0.22	1920	18x35.5	ECR2ALL561M□□180035
	680	0.156	0.041	0.16	2100	18x40	ECR2ALL681M□□180040

Customer products are available on request.

Lifetime Diagram



Typical Curves

