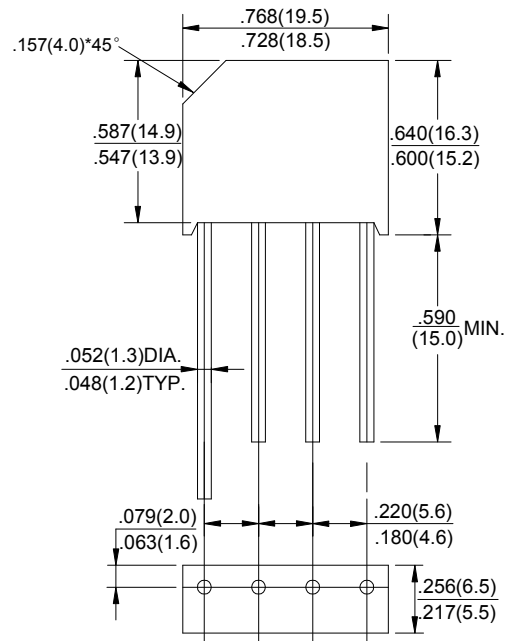


FEATURES

- Surge overload rating -80 Amperes peak
- Ideal for printed circuit board
- Plastic material has UL flammability classification 94V-0
- Mounting position :Any



Dimensions in inches and (millimeters)

MAXIMUM RATINGS AND ELECTRICAL CHARACTERISTICS

Rating at 25°C ambient temperature unless otherwise specified.

Single phase, half wave ,60Hz, resistive or inductive load.

For capacitive load, derate current by 20%

Package: KBL

CHARACTERISTICS	SYMBOL	KBL	KBL	KBL	KBL	KBL	KBL	UNIT
		401	402	404	406	408	410	
Maximum Recurrent Peak Reverse Voltage	VRRM	100	200	400	600	800	1000	V
Maximum RMS Bridge Input Voltage	VRMS	70	140	280	420	560	700	V
Maximum DC Blocking Voltage	V _{DC}	100	200	400	600	800	1000	V
Maximum Average Forward Output Current at 50°C T _A (Note1)	I _(AV)	4.0						A
Peak Forward Surge Current 8.3ms Single Half Sine-Wave Super Imposed on Rated Load	I _{FSM}	80						A
Maximum Forward Voltage Drop Per Element at @I _F =2A @I _F =4A	V _F	1.0 1.1						V
Maximum DC Reverse Current at Rated DC Blocking Voltage	I _R	10.0						uA
Typical thermal resistance	R _{θJA} R _{θJL}	2.4 19						°C/W
Maximum Reverse Current at Rated DC Blocking Voltage and 125°C T _A	I _R	0.5						mA
Operating Temperature Range T _J	T _J	-55 to +150						°C
Storage Temperature Range T _A	T _{STG}	-55 to +150						°C

NOTES: 1. Mounting conditions ,0.5 lead length maximum.

RATING AND CHARACTERISTIC CURVES

Fig.1-Maximum Peak Forward Surge Current (per leg)

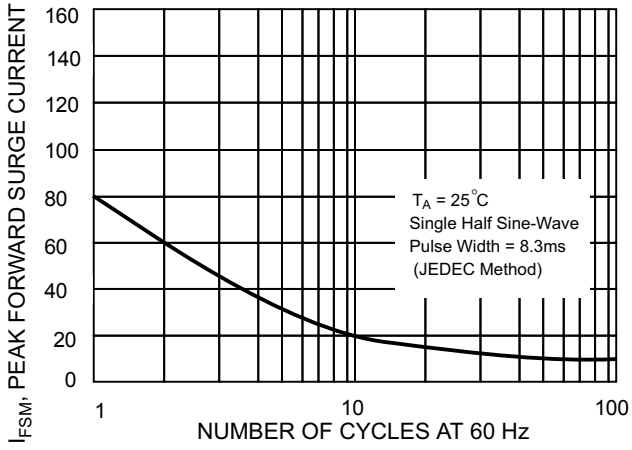


FIG.2-DERATING CURVE
OUTPUT RECTIFIED CURRENT

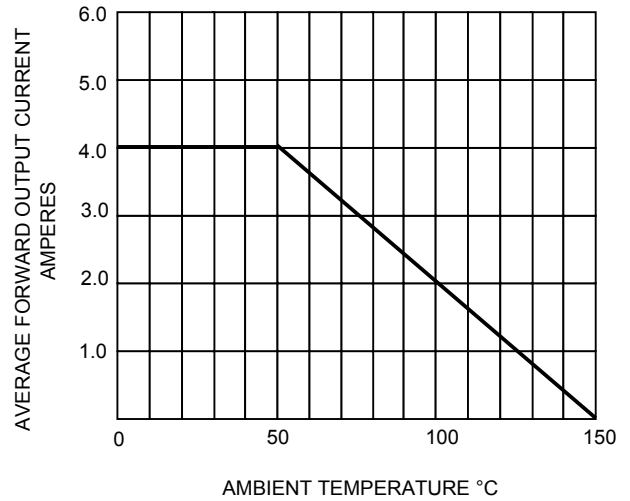


Fig. 3 Typical Forward Characteristics (per leg)

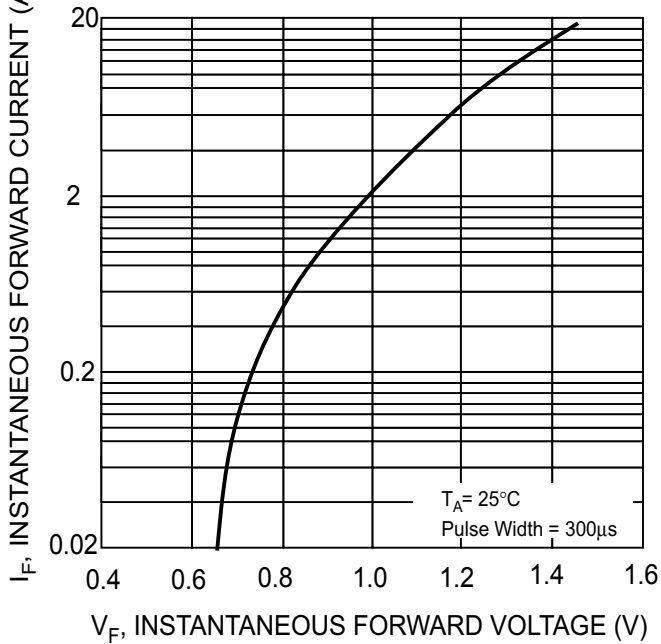


Fig. 4 Typical Junction Capacitance

