

## High Current Chip Ferrite Bead

### ◆ Features

- 1、 Internal silver printed layers and magnetic shielded structures to minimize crosstalk
- 2、 Large withstand current (allowable current: up to 6A)
- 3、 Can be used in a wide range of frequency to suppress EMI
- 4、 Three types material and wide range of impedance values for various applications
- 5、 RoHS Compliant.



### ◆ Application

- 1、 High current DC power lines.
- 2、 Noise suppression for power line or large current signal of electric equipments such as computers and peripheral devices, DVD cameras, LCD TVs, communication equipments, OA equipments, etc.

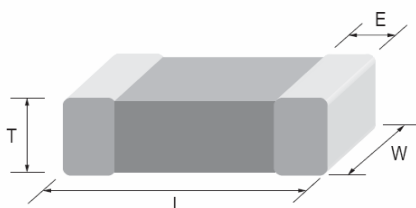
### ◆ PRODUCT IDENTIFICATION

**SBH 3216 S 600 U S P**  
**(1) (2) (3) (4) (5) (6) (7)**

- (1) Series Type
- (2) Chip Size (mm) :Length X Width
- (3) Material Code
- (4) Nominal Impedance:600=60Ω;601=600Ω;  
102=1000Ω
- (5) Rated Current: E=300mA;F=500mA;J=800mA  
L =1000mA; M=1500mA;  
N=2000mA; P=2500mA;  
Q=3000mA; R=4000mA;  
U=5000mA W=6000mA.
- (6) Company Code
- (7) Packaging:P–Embossed paper tape, 7" reel  
E- Embossed plastic tape, 7" reel

### ◆ Dimensions Unit: mm

Size(EIA)	L	W	T	E
3216(1206)	3.20±0.20	1.60±0.20	0.9±0.20	0.50±0.30

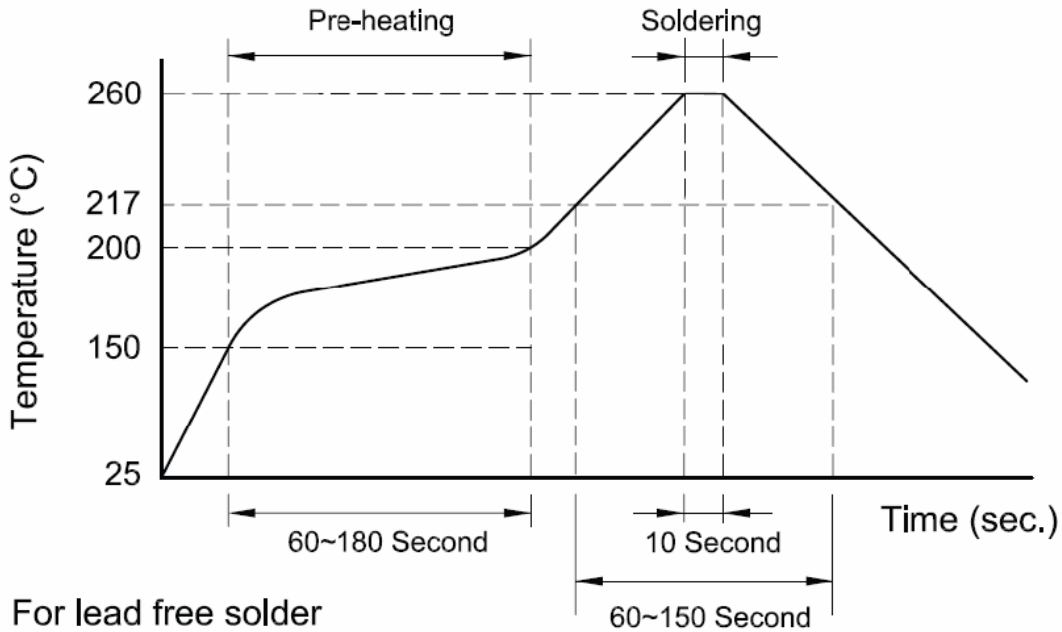
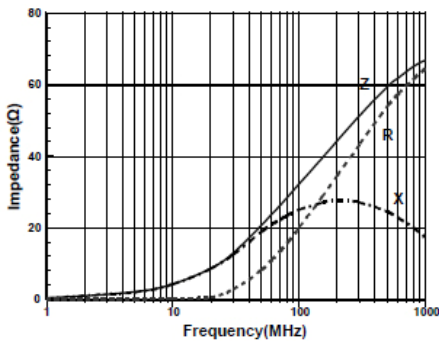
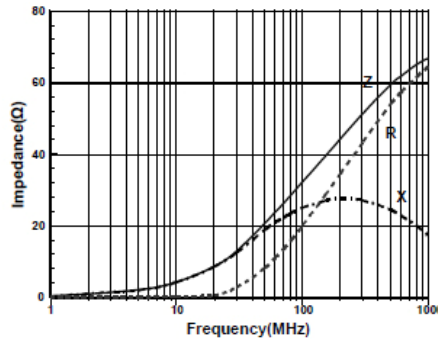
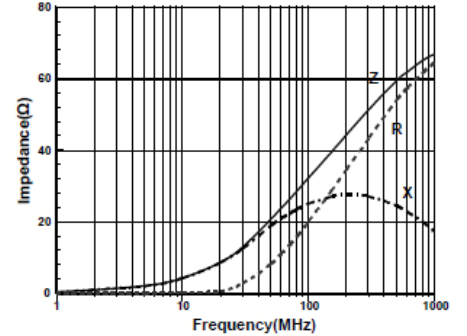
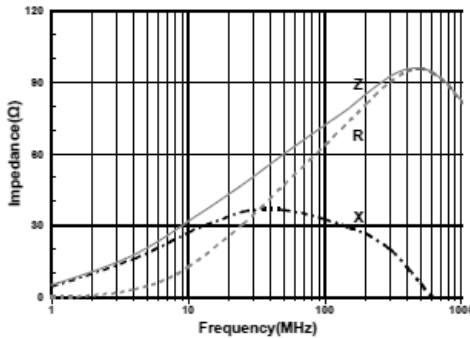
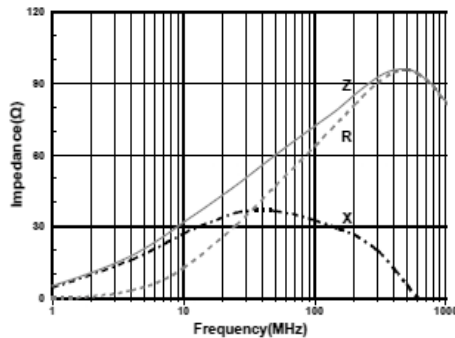
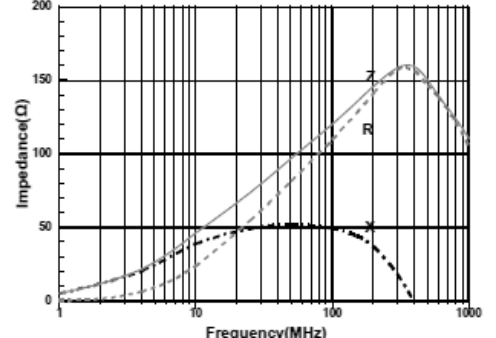


**◆ Specifications**

Part Number	Impedance (Ω)	Test Freq. (MHz)	DCR Max. (Ω)	Rated Current (mA)
<b>SBH3216 Series</b>				
SBH3216S100WSP	10±25%	100	0.010	6000
SBH3216S300WSP	30±25%	100	0.012	6000
SBH3216S600USP	60±25%	100	0.015	5000
SBH3216S750RSP	75±25%	100	0.020	4000
SBH3216S900QSP	90±25%	100	0.025	3000
SBH3216S121QSP	120±25%	100	0.030	3000
SBH3216S181QSP	180±25%	100	0.037	3000
SBH3216S221QSP	220±25%	100	0.040	3000
SBH3216S301QSP	300±25%	100	0.040	3000
SBH3216S601NSP	600±25%	100	0.100	2000
SBH3216S102LSP	1000±25%	100	0.300	1000

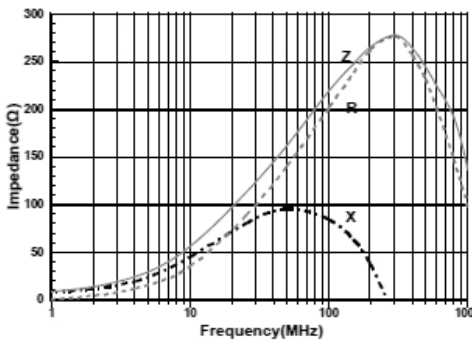
**◆ General Technical Data**

<b>Operating Temperature Range</b>	-55°C ~ +125°C
<b>Storage Condition</b>	Less than 40°C and 70% RH
<b>Soldering Method</b>	Reflow or Wave Soldering

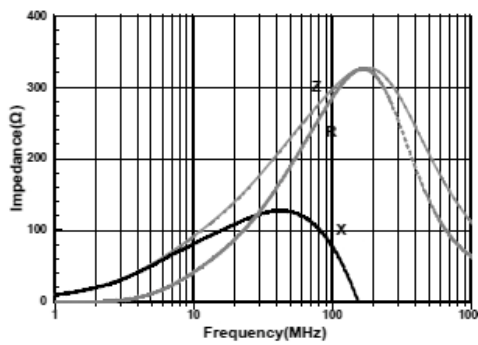
**◆ Recommended Soldering Conditions**

**◆ Characteristics**
**SBH3216 TYPE**
**SBH3216S100WSP**

**SBH3216S300WSP**

**SBH3216S600USP**

**SBH3216S750RSP**

**SBH3216S900QSP**

**SBH3216S121QSP**


◆ Characteristics

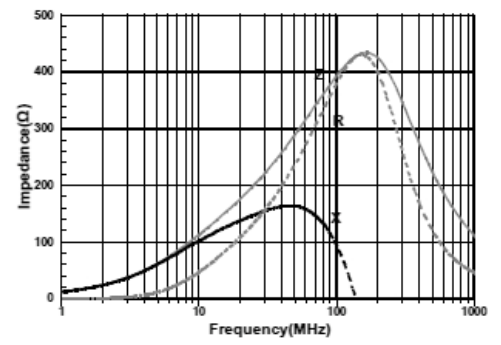
SBH3216S181QSP



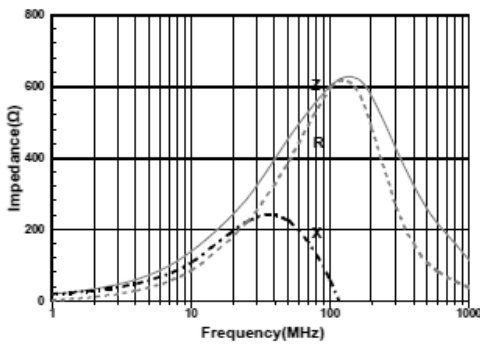
SBH3216S221QSP



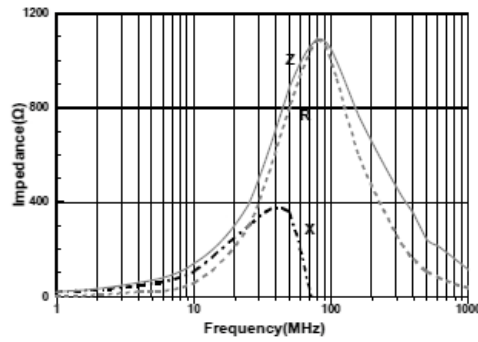
SBH3216S301QSP



SBH3216S601NSP



SBH3216S102LSP



**◆ Packaging**

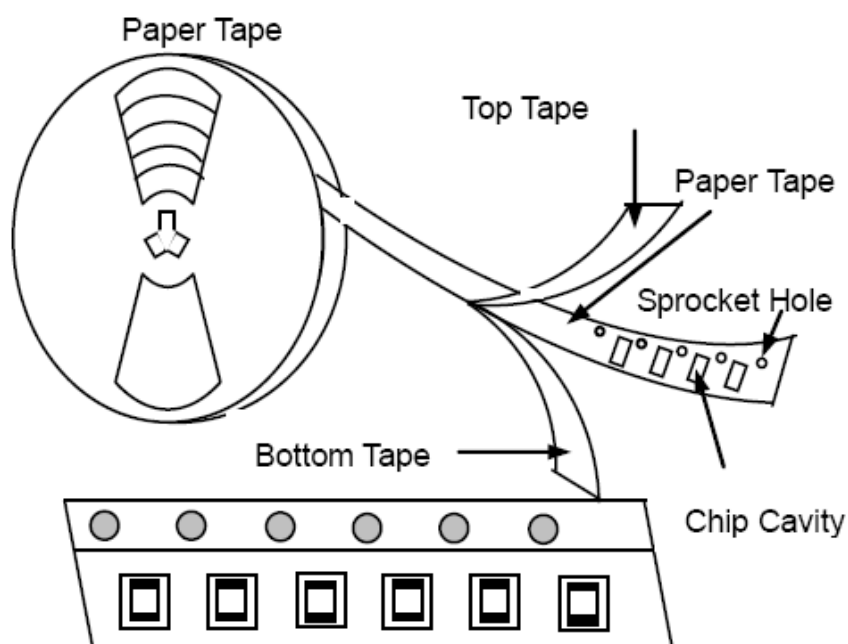
Tape Carrier Packaging:

Packaging code: T

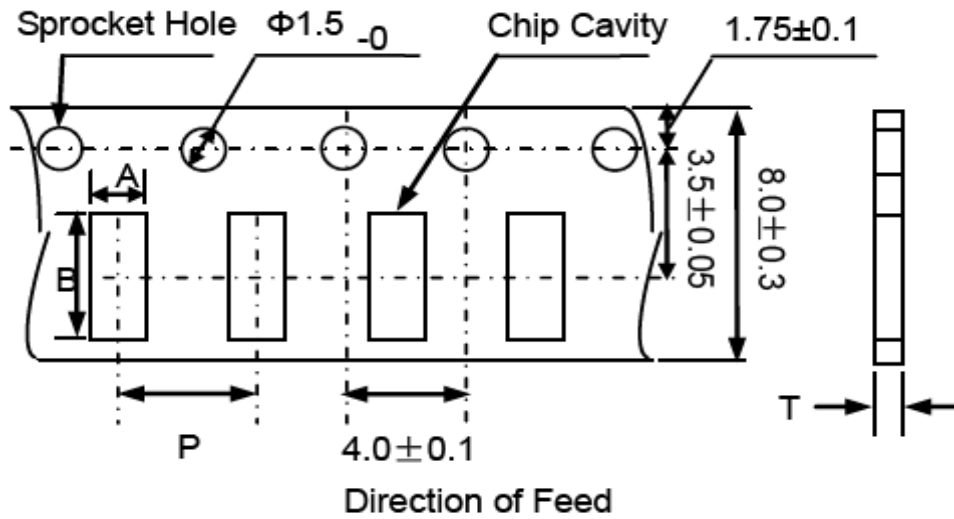
- a. Tape carrier packaging are specified in attached figure
- b. Tape carrier packaging quantity please see the following table

<b>Type</b>	<b>3216(1206)</b>
<b>T(mm)</b>	<b>0.9±0.1</b>
<b>Tape</b>	<b>Paper Tape</b>
<b>Quantity</b>	<b>4K</b>

(1) Taping Drawings (Unit: mm)



**Remark:** The sprocket holes are to the right as the tape is pulled toward the user.

**(2) Taping Dimensions (Unit: mm)**


Paper Tape

Type	A	B	P	T max
3216(1206)	$1.9 \pm 0.2$	$3.5 \pm 0.2$	$4.0 \pm 0.2$	0.8

**3) Reel Dimensions (Unit: mm)**
