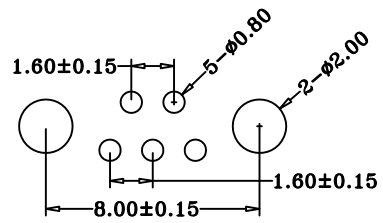
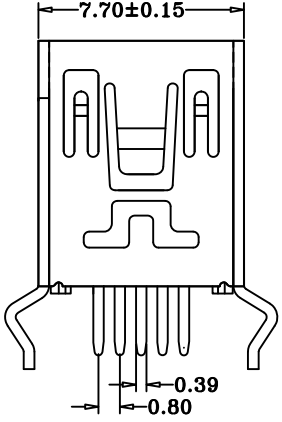
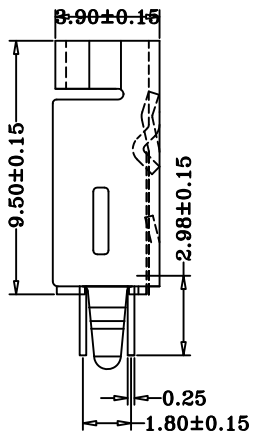
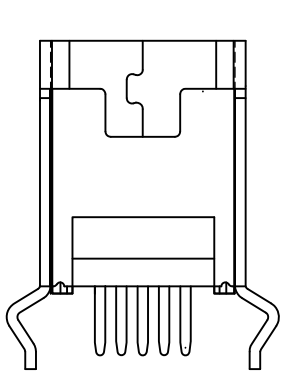
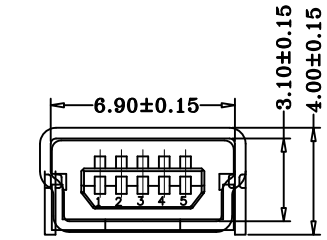
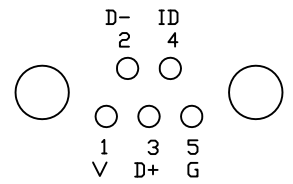


REV	MODIFICATION	DATE



Recommended PCB Layout



NOTE:

- Material:
 - Housing: Thermoplastics, UL94V-0 (ROHS, HF)
 - Contact: Phosphor Bronze C5191-EH/C2680-EH, T=0.25mm
 - Shell: COPPER ALLOY T=0.30mm
- FINISH:
 - Contact: 15u" Gold Plated on Contact Area, 80u" Min. Tin Plated on Solder Area, 50u" Min. Nickel Underplating Over All.
 - Shell: 50u" Min. Nickel Underplating Over All.
- Specification:
 - Rating:
 - Rated voltage 500V AC/DC. Rated current: 2 A Max.
 - Electrical:
 - Insulation Resistance (EIA-364-21): 1000MΩ Min. at 500V/DC for 1Minute.
 - Contact Resistance (EIA-364-23): 30 mΩ Max. at 20mV Max, 50mA
 - Dielectric Withstanding Voltage (EIA-364-20): No discharge, flashover or breakdown at 500V/AC 1Minute
- Plug extraction force shall be between :
 - INSERTION FORCE: 35N(3.57KGF) MAX
 - EXTRACTION FORCE: 10~35N(1.02~3.57KGF)MIN
- Contact finish:
 - 01: Selective Gold Flash
 - 02: Selective Gold 3U"
 - 03: Selective Gold 5U"
 - 04: Selective Gold 15U"
 - 05: Selective Gold 30U"

产品图 PRODUCT CHART DWG		深圳市精拓金电子有限公司							
公差一览表 TOLERANCE UNLESS OTHERWISE		单位 UNITS	MM	制图 DRAWING	Z-Y-B	制图料号 PRODUCT PART NO.			
X	±0.25	X	±5.°	比例 SCALE	1:1	审核 CHKD	产品名称 PRODUCT NAME		
.X	±0.20	.X	±2.°	日期 DATE	2013.12.20	核准 APPD	角法 VIEW		
.XX	±0.15	.XX	±1.°					版本 REV	
.XXX	±0.10	.XXX	±0.5°						AO

MINI 5P母头180度插板弯脚