


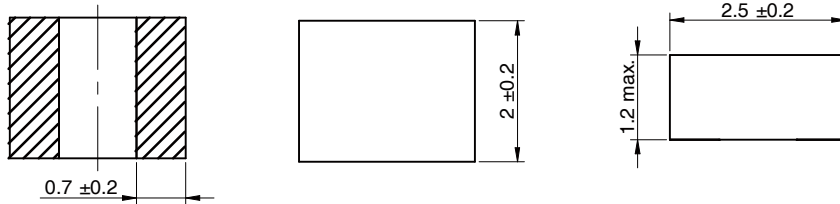
SPM Series
SMT Power Metal Inductor
Size 2512



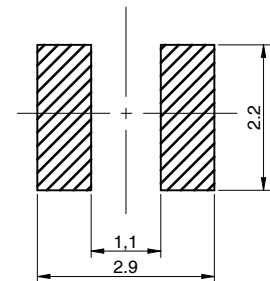
CHARACTERISTICS

- Large current, Low DC-resistance, High efficiency by magnetic metal powder
- Low acoustic noise and low leakage flux noise by shielded construction
- Operating temperature: $-40^{\circ}\text{C} \sim 125^{\circ}\text{C}$
- Quantity: 3000 pcs/reel
- AEC-Q200 Compliant

Dimensions: [mm]



Land Pattern: [mm]



Electrical Properties:

Part No	Inductance (μH)	Tolerance	Temperature Rise Current Typ. (A)	Saturation Current Typ. (A)	DCR Max. (mΩ)	DCR Typ. (mΩ)
SPM2512-R47N	0.47	± 30%	3.40	6.70	40	30
SPM2512-R56N	0.56	± 30%	3.10	6.40	49	37
SPM2512-R68N	0.68	± 30%	2.90	6.10	59	45
SPM2512-1R0M	1.0	± 20%	2.80	5.70	60	49
SPM2512-1R2M	1.2	± 20%	2.40	5.30	80	67
SPM2512-1R5M	1.5	± 20%	2.20	4.20	99	82
SPM2512-2R2M	2.2	± 20%	1.60	3.40	141	123
SPM2512-3R3M	3.3	± 20%	1.20	3.00	260	226
SPM2512-4R7M	4.7	± 20%	1.00	2.10	345	300
SPM2512-5R6M	5.6	± 20%	0.90	1.90	465	405
SPM2512-6R8M	6.8	± 20%	0.80	1.80	640	560
SPM2512-8R2M	8.2	± 20%	0.75	1.70	720	630
SPM2512-100M	10	± 20%	0.70	1.50	780	680

Temperature rise current: the actual value of DC current when the temperature rise is $\Delta T40^{\circ}\text{C}$
 Saturation Current that will cause initial inductance to drop approximately 30%

Typical Electrical Characteristics:

