

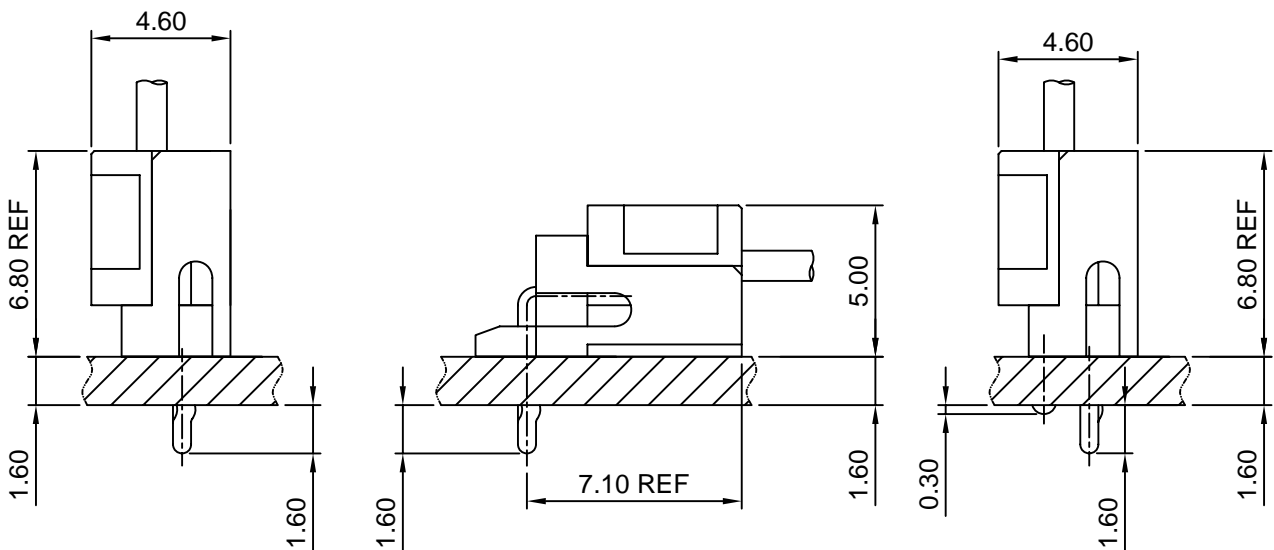
## Specifications

- Current rating:4A AC,DC
- Voltage rating:125V AC,DC
- Temperature range:-40°C~+105°C
- Contact resistance:10mΩMax.
- Insulation resistance:1000MΩMin.
- Withstanding voltage:1000V AC/minute
- \*Compliant with RoHS and REACH\*
- \*Meet the HF/Halogen Free,need to customize\*
- \*Contact CJT for details\*

## Standards



## Assembly layout





# A2007 SERIES

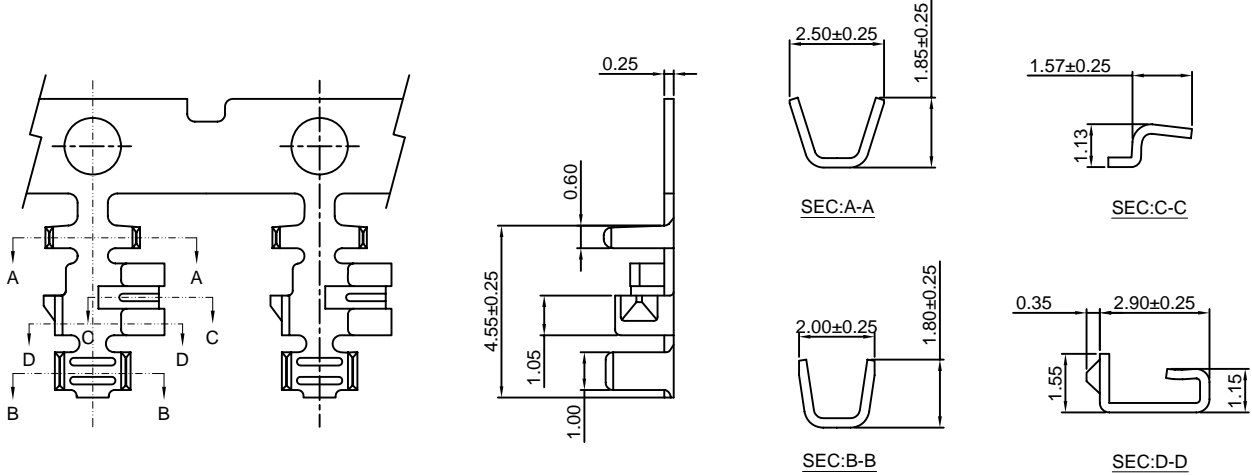
2.00mm pitch wire to board connector

## A2007-T

2.00mm pitch Crimp Terminal

**Reference Informations:**

\*Used in CJT A2007H-XP series Housing



**Ordering information & Specifications:**

Unit:mm

Part NO.	Wire Range	Insulation O.D.	Material	Finish	Qty/reel
A2007-TP	AWG#22-#26	1.50mm(max)	Phosphor Bronze	Tin over Nickel	10,000 PCS
A2007-GP	AWG#22-#26	1.50mm(max)	Phosphor Bronze	Gold over Nickel	10,000 PCS

Optional Gold plating available but MOQ requested

## A2007H-XP

2.00mm pitch Housing

**Reference Informations:**

\*Material:Nylon 66,UL94V-0

\*Suitable CJT A2007-T series Terminal

\*Mates with CJT A2007WV,WR,WR-S,WR-S-F-XP, A2007WVD,WRD-XP series Wafer

\*Color:White

**Ordering Information:**

A2007H-XP - \*\*\* - \*\*  
1 2 3

1.Part No.

2.Material:

(Blank):Nylon 66,UL94V-0

GWT :Nylon 66,UL94V-0 GWT 750 °C

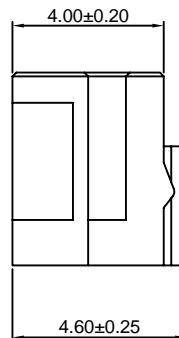
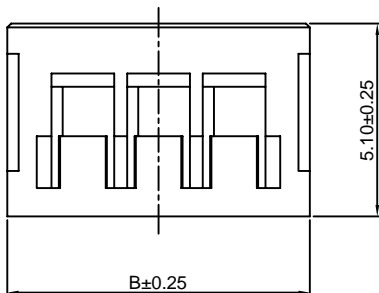
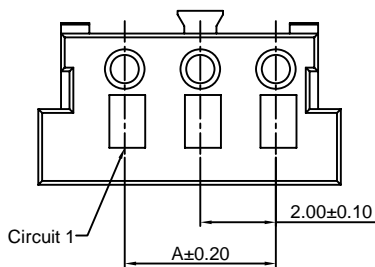
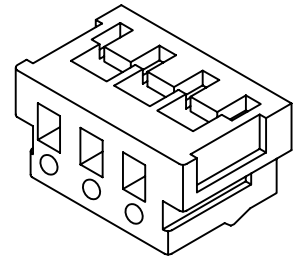
3.Color:

(Blank):White

BK:Black

BL:Blue

YL:Yellow



**Ordering Information & Dimensions:**

PART NO.	Dimensions	
	A	B
2P	2.00	5.60
3P	4.00	7.60
4P	6.00	9.60
5P	8.00	11.60
6P	10.00	13.60
7P	12.00	15.60
8P	14.00	17.60
9P	16.00	19.60
10P	18.00	21.60
11P	20.00	23.60
12P	22.00	25.60
13P	24.00	27.60
14P	26.00	29.60
15P	28.00	31.60

Unit: mm



# A2007 SERIES

2.00mm pitch wire to board connector

## A2007HD-XP

2.00mm pitch IDC Housing

### Reference Informations:

\*Material:

Terminal: Phosphor Bronze/Tin over Nickel  
Housing: Nylon 66, UL94V-0

\*Mates with CJT A2007WV, WR, WR-S, WR-S-F-XP, A2007WVD, WRD-XP series Wafer

\*Color: White

Ordering Information:

$\frac{A2007HD-XP}{1} - \frac{***}{2} - \frac{**}{3}$

1. Part No.

2. Material:

(Blank): Nylon 66, UL94V-0

GWT: Nylon 66, UL94V-0 GWT 750 °C

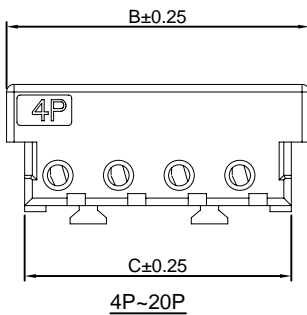
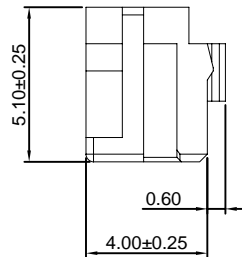
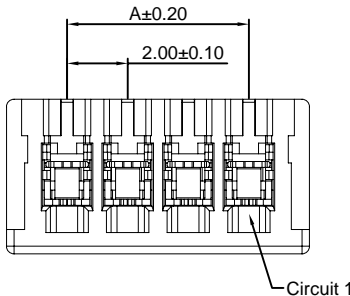
3. Color:

(Blank): White

BK: Black

BL: Blue

YL: Yellow



### Ordering Information & Dimensions:

PART NO.	Dimensions		
	A	B	C
2P	2.00	6.00	4.80
3P	4.00	8.00	6.80
4P	6.00	10.00	8.80
5P	8.00	12.00	10.80
6P	10.00	14.00	12.80
7P	12.00	16.00	14.80
8P	14.00	18.00	16.80
9P	16.00	20.00	18.80
10P	18.00	22.00	20.80
11P	20.00	24.00	22.80
12P	22.00	26.00	24.80
13P	24.00	28.00	26.80
14P	26.00	30.00	28.80
15P	28.00	32.00	30.80

Unit: mm

## A2007WV-XP

2.00mm pitch 180° Wafer

### Reference Informations:

\*Material: Pin: Brass/Tin over Nickel

Insulator: Nylon 66, UL94V-0

\*Mates with CJT A2007H, HD-XP series Housing

\*Color: White

Ordering Information:

$\frac{A2007WV-XP}{1} - \frac{***}{2} - \frac{**}{3}$

1. Part No.

2. Material:

(Blank): Nylon 66, UL94V-0

GWT: Nylon 66, UL94V-0 GWT 750 °C

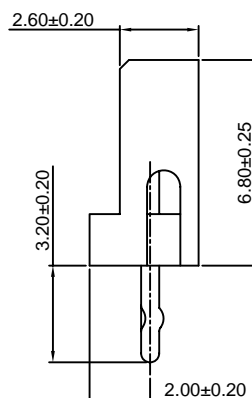
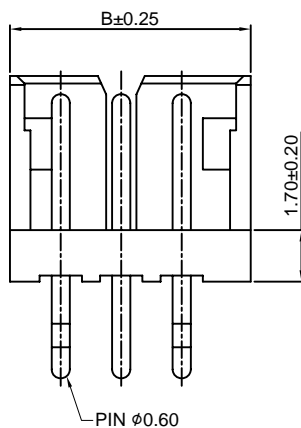
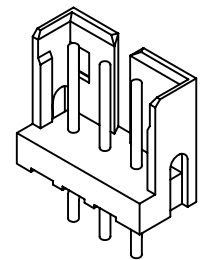
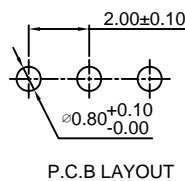
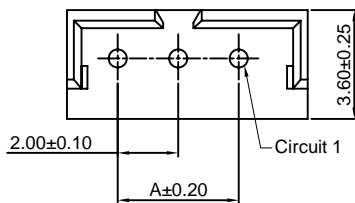
3. Color:

(Blank): White

BK: Black

BL: Blue

YL: Yellow



### Ordering Information & Dimensions:

PART NO.	Dimensions	
	A	B
2P	2.00	5.96
3P	4.00	7.96
4P	6.00	9.96
5P	8.00	11.96
6P	10.00	13.96
7P	12.00	15.96
8P	14.00	17.96
9P	16.00	19.96
10P	18.00	21.96
11P	20.00	23.96
12P	22.00	25.96
13P	24.00	27.96
14P	26.00	29.96
15P	28.00	31.96

Unit: mm

### A2007WR-XP

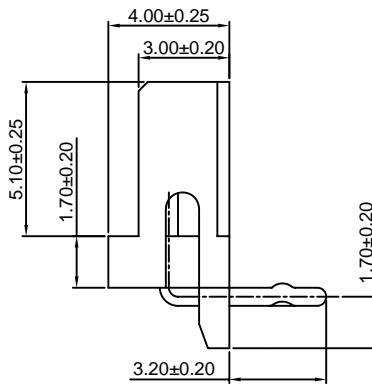
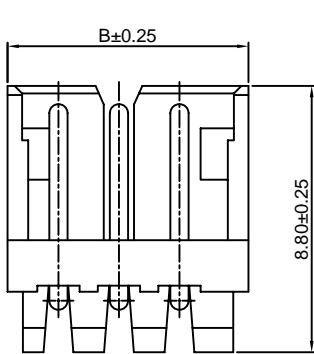
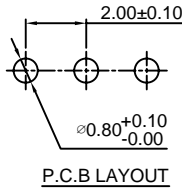
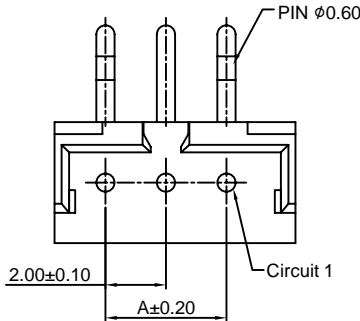
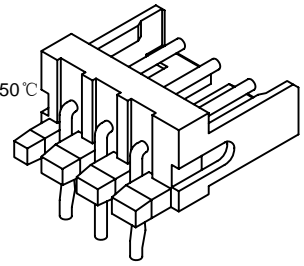
2.00mm pitch 90° Wafer

**Reference Informations:**

- \*Material:Pin:Brass/Tin over Nickel  
Insulator:Nylon 66,UL94V-0
- \*Mates with CJT A2007H,HD-XP series Housing
- \*Color:White

Ordering Information:  
A2007WR-XP - \*\*\* - \*\*  
1 2 3

- 1.Part No.
- 2.Material:  
(Blank):Nylon 66,UL94V-0  
GWT :Nylon 66,UL94V-0 GWT 750 °C
- 3.Color:  
(Blank):White  
BK:Black  
BL:Blue  
YL:Yellow



Ordering Information & Dimensions:

PART NO.	Dimensions	
	A	B
2P	2.00	5.96
3P	4.00	7.96
4P	6.00	9.96
5P	8.00	11.96
6P	10.00	13.96
7P	12.00	15.96
8P	14.00	17.96
9P	16.00	19.96
10P	18.00	21.96
11P	20.00	23.96
12P	22.00	25.96
13P	24.00	27.96
14P	26.00	29.96
15P	28.00	31.96

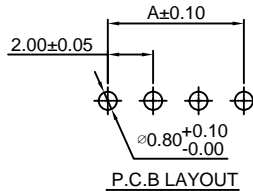
Unit: mm

### A2007WVD-XP

2.00mm pitch 180° Wafer

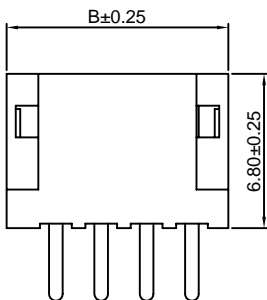
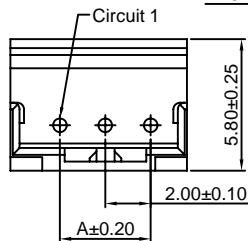
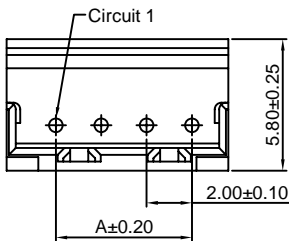
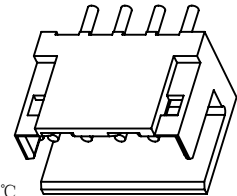
**Reference Informations:**

- \*Material:Pin:Brass/Tin over Nickel  
Insulator:Nylon 66,UL94V-0
- \*Mates with CJT A2007H,HD-XP series Housing
- \*Color:White

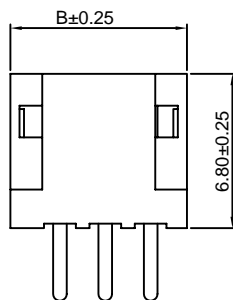


Ordering Information:  
A2007WVD-XP - \*\*\* - \*\*  
1 2 3

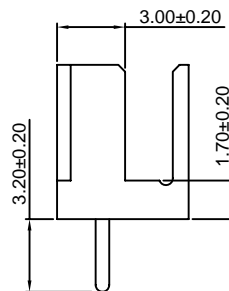
- 1.Part No.
- 2.Material:  
(Blank):Nylon 66,UL94V-0  
GWT :Nylon 66,UL94V-0 GWT 750 °C
- 3.Color:  
(Blank):White  
BK:Black  
BL:Blue  
YL:Yellow



4P~15P



2P~3P



Ordering Information & Dimensions:

PART NO.	Dimensions	
	A	B
2P	2.00	5.80
3P	4.00	7.80
4P	6.00	9.80
5P	8.00	11.80
6P	10.00	13.80
7P	12.00	15.80
8P	14.00	17.80
9P	16.00	19.80
10P	18.00	21.80
11P	20.00	23.80
12P	22.00	25.80
13P	24.00	27.80
14P	26.00	29.80
15P	28.00	31.80

Unit: mm



# A2007 SERIES

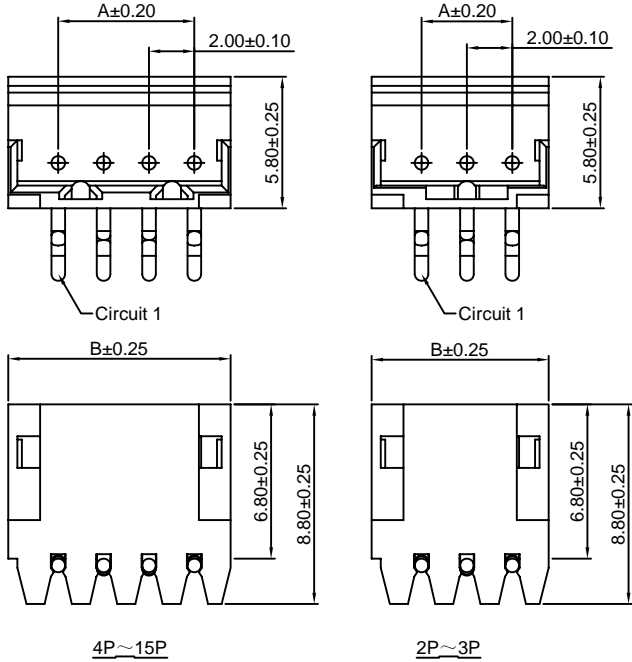
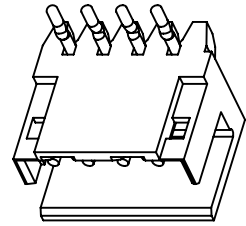
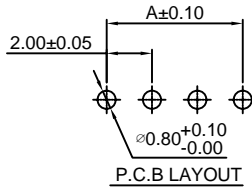
2.00mm pitch wire to board connector

## A2007WRD-XP

2.00mm pitch 90° Wafer

**Reference Informations:**

- \*Material:Pin:Brass/Tin over Nickel  
Insulator:Nylon 66,UL94V-0
- \*Mates with CJT A2007H,HD-XP series Housing
- \*Color:White



Ordering Information:  
A2007WRD-XP - \*\*\* - \*\*  
1 2 3

- 1.Part No.
- 2.Material:  
(Blank):Nylon 66,UL94V-0  
GWT :Nylon 66,UL94V-0 GWT 750°C
- 3.Color:  
(Blank):White  
BK:Black  
BL:Blue  
YL:Yellow

**Ordering Information & Dimensions:**

PART NO.	Dimensions	
	A	B
2P	2.00	5.80
3P	4.00	7.80
4P	6.00	9.80
5P	8.00	11.80
6P	10.00	13.80
7P	12.00	15.80
8P	14.00	17.80
9P	16.00	19.80
10P	18.00	21.80
11P	20.00	23.80
12P	22.00	25.80
13P	24.00	27.80
14P	26.00	29.80
15P	28.00	31.80

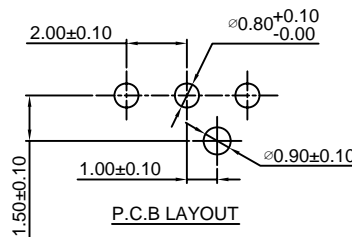
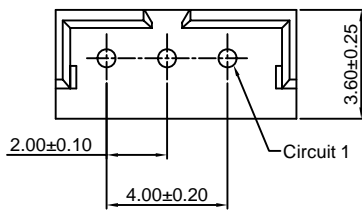
Unit: mm

## A2007WV-F-3P

2.00mm pitch 180° Wafer With Foot

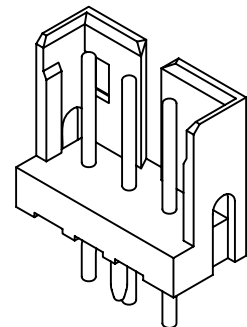
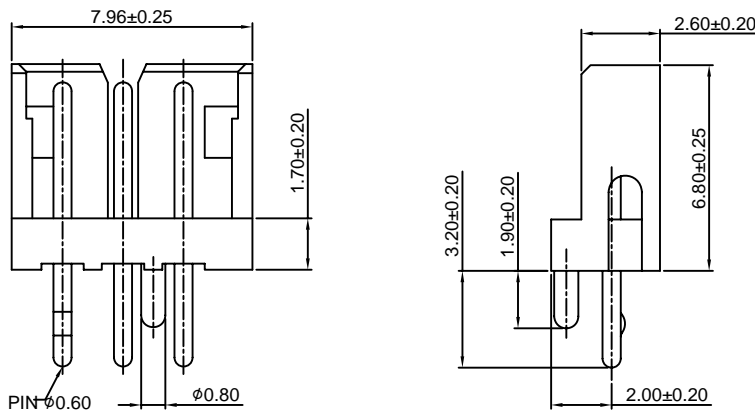
**Reference Informations:**

- \*Material:Pin:Brass/Tin over Nickel  
Insulator:Nylon 66,UL94V-0
- \*Mates with CJT A2007H,HD-3P series Housing
- \*Color:White



Ordering Information:  
A2007WV-F-3P - \*\*\* - \*\*  
1 2 3

- 1.Part No.
- 2.Material:  
(Blank):Nylon 66,UL94V-0  
GWT :Nylon 66,UL94V-0 GWT 750°C
- 3.Color:  
(Blank):White  
BK:Black  
BL:Blue  
YL:Yellow



Unit: mm

### A2007WR-S-XP

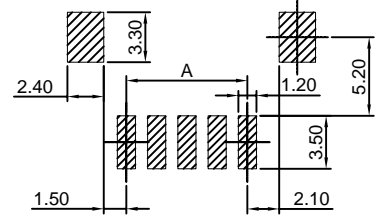
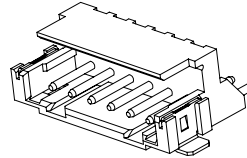
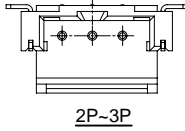
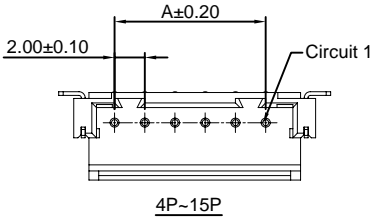
2.00mm pitch 90° Wafer - SMT TYPE

**Reference Informations:**

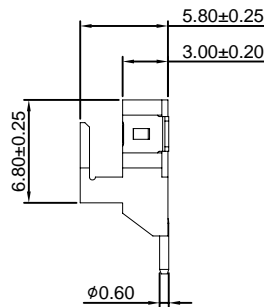
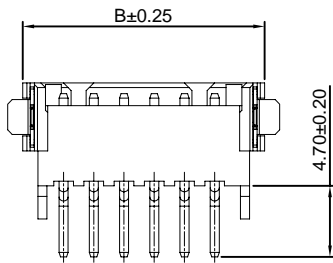
- \*Material:Pin:Brass/Tin over Nickel  
Insulator:Nylon 6T,UL94V-0
- \*Mates with CJT A2007H,HD-XP series Housing
- \*Color:Beige

**Ordering Information:**

- A2007WR-S-XP - \*\*\* - \*\*  
 1 2 3
- 1.Part No.
  - 2.Material:  
(Blank):Nylon 66,UL94V-0  
GWT :Nylon 66,UL94V-0 GWT 750°C
  - 3.Color:  
(Blank):Beige  
BK:Black  
BL:Blue  
YL:Yellow



P.C.B LAYOUT



PART NO.	Dimensions	
	A	B
2P	2.00	8.00
3P	4.00	10.00
4P	6.00	12.00
5P	8.00	14.00
6P	10.00	16.00
7P	12.00	18.00
8P	14.00	20.00
9P	16.00	22.00
10P	18.00	24.00
11P	20.00	26.00
12P	22.00	28.00
13P	24.00	30.00
14P	26.00	32.00
15P	28.00	34.00

Unit: mm

### A2007WR-S-F-XP

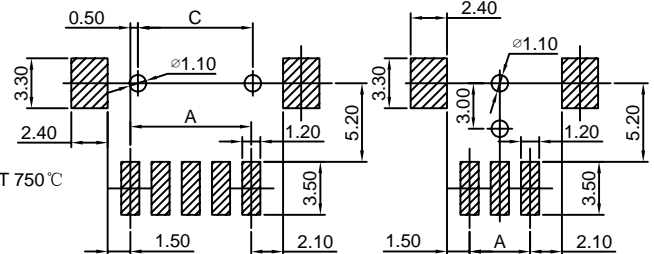
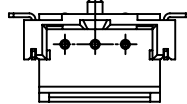
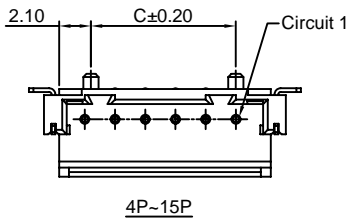
2.00mm pitch 90° Wafer - SMT TYPE

**Reference Informations:**

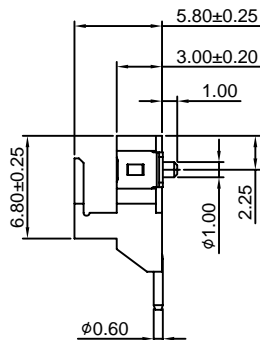
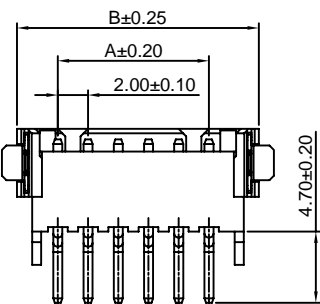
- \*Material:Pin:Brass/Tin over Nickel  
Insulator:Nylon 6T,UL94V-0
- \*Mates with CJT A2007H,HD-XP series Housing
- \*Color:Beige

**Ordering Information:**

- A2007WR-S-F-XP - \*\*\* - \*\*  
 1 2 3
- 1.Part No.
  - 2.Material:  
(Blank):Nylon 66,UL94V-0  
GWT :Nylon 66,UL94V-0 GWT 750°C
  - 3.Color:  
(Blank):Beige  
BK:Black  
BL:Blue  
YL:Yellow



P.C.B LAYOUT



PART NO.	Dimensions		
	A	B	C
2P	2.00	8.00	----
3P	4.00	10.00	----
4P	6.00	12.00	5.60
5P	8.00	14.00	7.60
6P	10.00	16.00	9.60
7P	12.00	18.00	11.60
8P	14.00	20.00	13.60
9P	16.00	22.00	15.60
10P	18.00	24.00	17.60
11P	20.00	26.00	19.60
12P	22.00	28.00	21.60
13P	24.00	30.00	23.60
14P	26.00	32.00	25.60
15P	28.00	34.00	27.60

Unit: mm