此文档权利由CJT(长江连接器)享有,您也可访问CJT(长江连接器)官方网站获取；立创商城 WWW.SZLCSC.COM,中国领先的现货元器件交易平台。

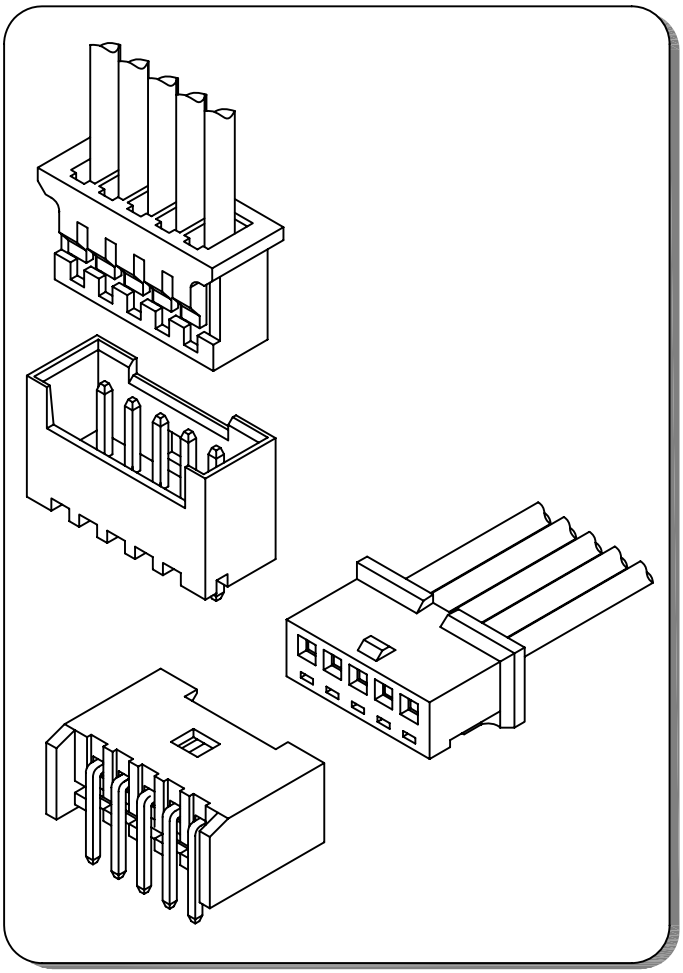

Specifications

Current rating:1A AC,DC
Voltage rating:200V AC,DC
Temperature range:-40°C~+105°C
Contact resistance:20mΩMax.
Insulation resistance:100MΩMin.
Withstanding voltage:500V AC/minute
Compliant with RoHS and REACH
Meet the HF/Halogen Free,need to customize
Contact CJT for details

Standards

E326732 E326732

Assembly layout

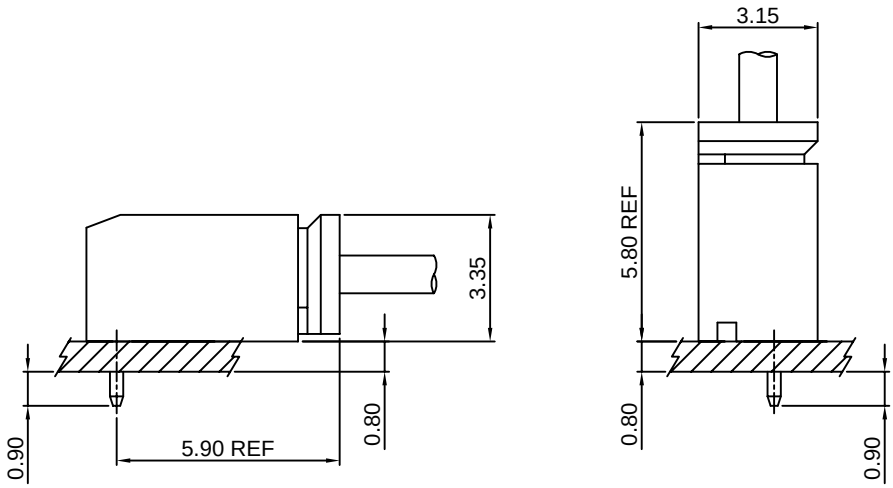

此文档权利由CJT(长江连接器)享有,您也可访问CJT(长江连接器)官方网站获取；立创商城 WWW.SZLCSC.COM,中国领先的现货元器件交易平台。

A1253-T

1.25mm pitch Crimp Terminal

Reference Informations:
*Used in CJT A1253H-XP series Housing

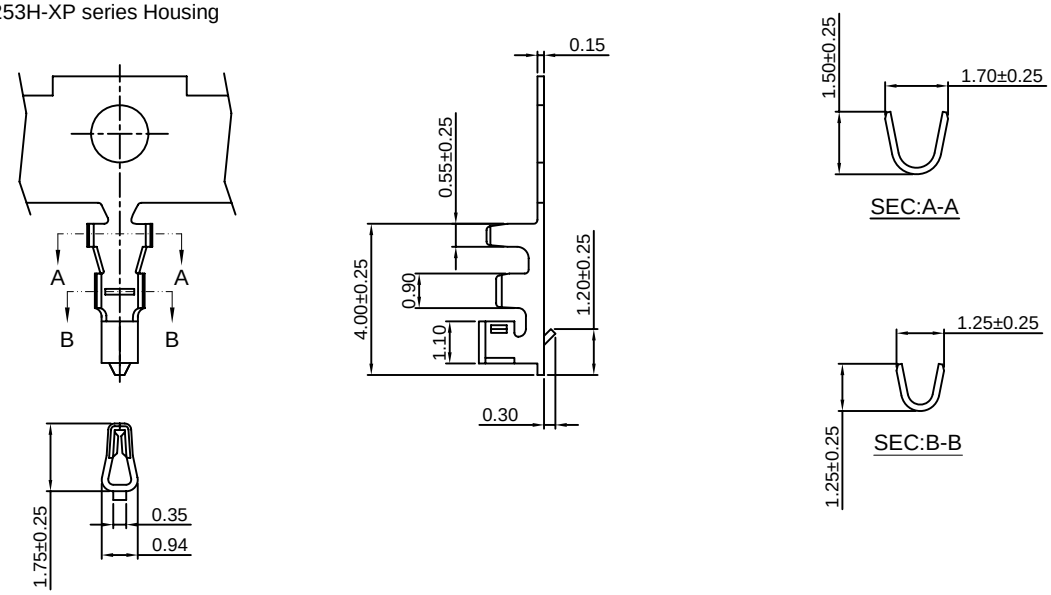

Ordering information & Specifications:

Unit:mm

Part NO.	Wire Range	Insulation O.D.	Material	Finish	Qty/reel
A1253-TP	AWG#28-#32	1.00mm(max)	Phosphor Bronze	Tin over Nickel	10,000 PCS
A1253-GP	AWG#28-#32	1.00mm(max)	Phosphor Bronze	Gold over Nickel	10,000 PCS

Optional Gold plating available but MOQ requested

A1253H-XP

1.25mm pitch Housing

Reference Informations:
*Material:Nylon 66,UL94V-0
*Suitable CJT A1253-T series Terminal
*Mates with CJT A1253WV,A1253WR-XP series Wafer
*Color:Reddish brown

Ordering Information:
A1253H-XP - **
1 2
1.Part No.
2.Material:
(Blank):Nylon 66,UL94V-0
GWT :Nylon 66,UL94V-0 GWT 750℃

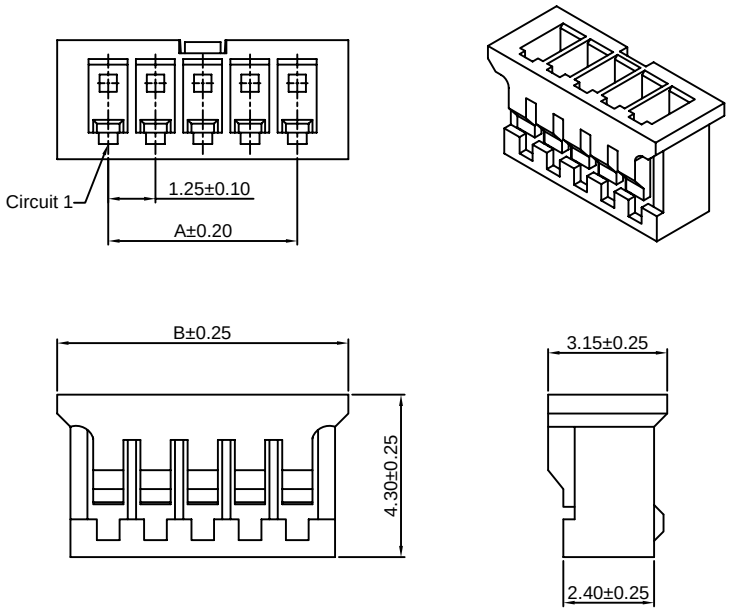

Ordering Information & Dimensions:

PART NO.	Dimensions	
	A	B
2P	1.25	3.95
3P	2.50	5.20
4P	3.75	6.45
5P	5.00	7.70
6P	6.25	8.95
7P	7.50	10.20
8P	8.75	11.45
9P	10.00	12.70
10P	11.25	13.95
11P	12.50	15.20
12P	13.75	16.45
13P	15.00	17.70
14P	16.25	18.95
15P	17.50	20.20

Unit: mm

此文档权利由CJT(长江连接器)享有,您也可访问CJT(长江连接器)官方网站获取；立创商城 WWW.SZLCSC.COM,中国领先的现货元器件交易平台。

A1253WV-XP

1.25mm pitch 180° Wafer

Reference Informations:
*Material:Pin:Brass/Tin over Nickel
Insulator:Nylon 66,UL94V-0
*Mates with CJT A1253H-XP series Housing
*Color:Reddish brown

Ordering Information:
A1253WV-XP - *** - **
1 2 3
1.Part No.
2.Material:
(Blank):Nylon 66,UL94V-0
GWT:Nylon 66,UL94V-0,GWT 750℃
3.Finish:
(Blank):Tin over Nickel
G:Gold over Nickel

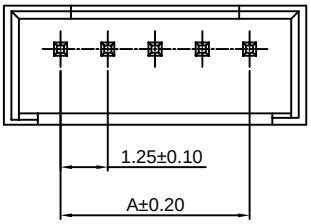

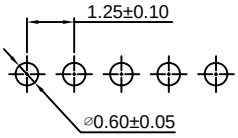

P.C.B LAYOUT

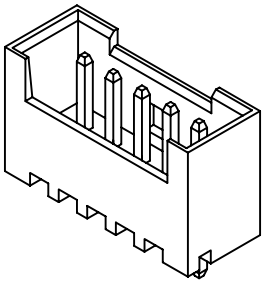

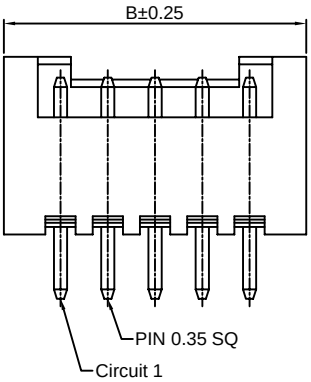

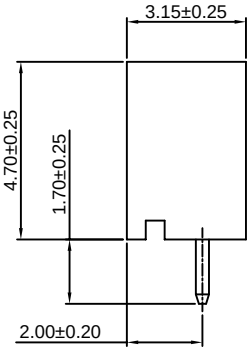

Ordering Information & Dimensions:

PART NO.	Dimensions	
	A	B
2P	1.25	4.25
3P	2.50	5.50
4P	3.75	6.75
5P	5.00	8.00
6P	6.25	9.25
7P	7.50	10.50
8P	8.75	11.75
9P	10.00	13.00
10P	11.25	14.25
11P	12.50	15.50
12P	13.75	16.75
13P	15.00	18.00
14P	16.25	19.25
15P	17.50	20.50

Unit: mm

A1253WR-XP

1.25mm pitch 90° Wafer

Reference Informations:
*Material:Pin:Brass/Tin over Nickel
Insulator:Nylon 66,UL94V-0
*Mates with CJT A1253H-XP series Housing
*Color:Reddish brown

Ordering Information:
A1253WR-XP - *** - **
1 2 3
1.Part No.
2.Material:
(Blank):Nylon 66,UL94V-0
GWT :Nylon 66,UL94V-0,GWT 750℃
3.Finish:
(Blank):Tin over Nickel
G:Gold over Nickel

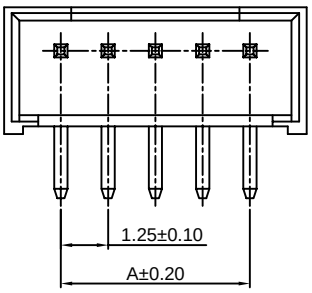

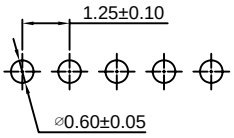

P.C.B LAYOUT

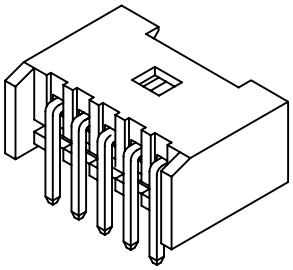

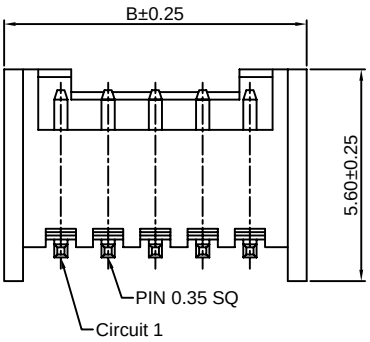

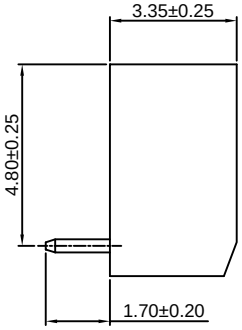

Ordering Information & Dimensions:

PART NO.	Dimensions	
	A	B
2P	1.25	4.25
3P	2.50	5.50
4P	3.75	6.75
5P	5.00	8.00
6P	6.25	9.25
7P	7.50	10.50
8P	8.75	11.75
9P	10.00	13.00
10P	11.25	14.25
11P	12.50	15.50
12P	13.75	16.75
13P	15.00	18.00
14P	16.25	19.25
15P	17.50	20.50

Unit: mm