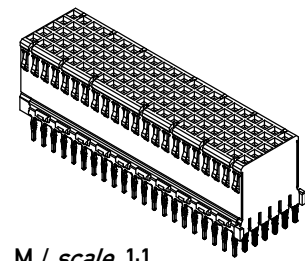
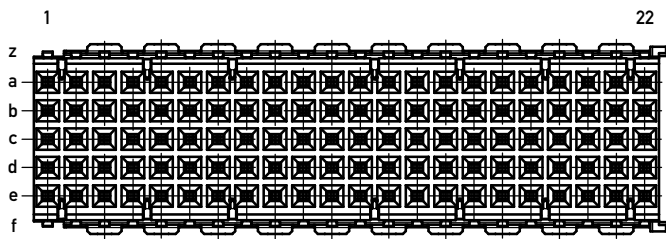


Bestückungsplan / contact layout



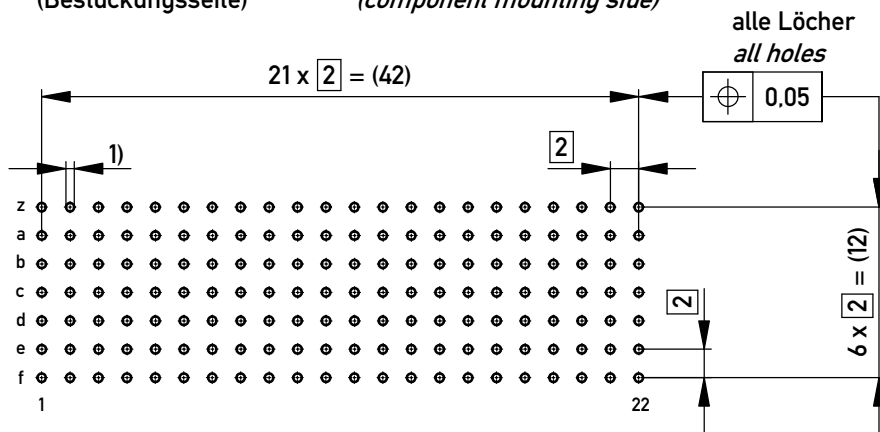
M / scale 1:1



■ = bestückt / assemble

Lochbild für Leiterplatte (Bestückungsseite)

board hole pattern (component mounting side)



- 1) $\phi 0,6 \pm 0,05$ Durchmesser des metallisierten Loches
 $\phi 0,6 \pm 0,05$ Diameter of finished plated-through hole

Schichtaufbau im metallisierten Loch siehe Zeichnung 164062 Nr.1
 Metal plating of plating-through hole according to 164062 No.1

Fehlende Maße und Angaben nach IEC 61076-4-101
 Missing information and dimensions per 61076-4-101

Copyright by ERNI Production GmbH & Co. KG Proprietary notice pursuant to ISO 16016 to be observed.	Information: Abschirmblech Reihe z + f montiert / shielding row z + f mounted Anforderungsstufe 2 / class 2	Tolerances All Dimensions in mm	Scale 2:1
	All rights reserved. Only for Information. To ensure that this is the latest version of this drawing, please contact one of the ERNI companies before using.	Subject to modification without prior notice. Drawing will not be updated.	Designation ERmet-FS Federleiste B22 <i>ERmet-Female Straight Type B22</i>
f Index	01.02.2018 Date	 www.ERNI.com	114114 Class ERMB22
			I A3