HSF

NOTES:
Rated Current:3.0AMP
Contact Resistance:20mΩ max
Withstand Voltage:1000V AC/DC
Insulation Resistance:1000MΩ min
Operation Temperature:−25℃ to +85℃

Insulator Material:PBT+30%G.F UL94V−0
Use with: WF2543−T
Mated with: WF2543−Wafer

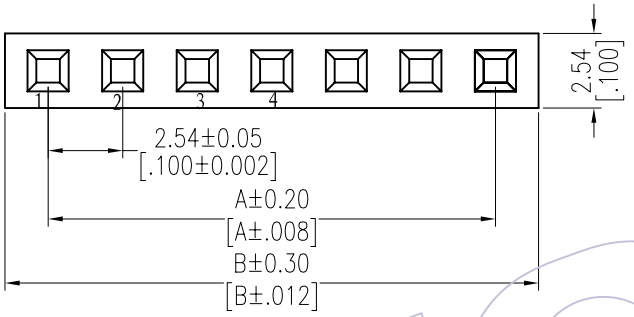

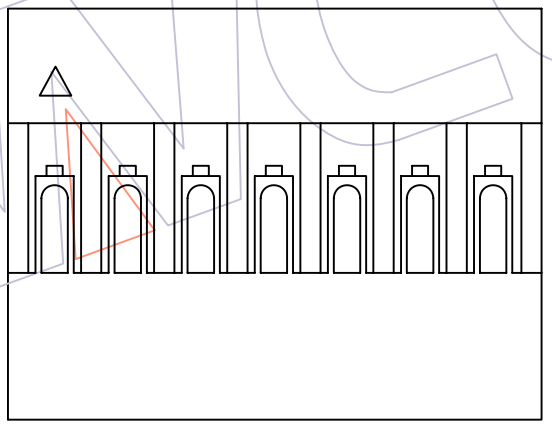

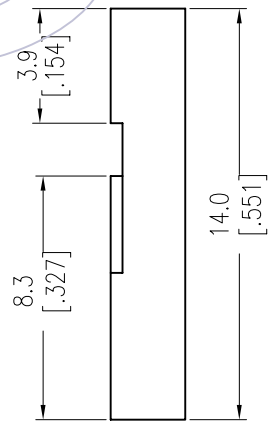

Ordering Information

WF2543 -1 H XX X 01
A3

- No.of pins: 01P~20P
- Color: W=White, B=Black
- Packing: 0=PE Bag

Specification & Ordering Information:

Circuit	Part No. A3	Dimension A	Dimension A1 B
1x01	WF2543−1H01X01		2.54
1x02	WF2543−1H02X01	2.54	5.08
1x03	WF2543−1H03X01	5.08	7.62
1x04	WF2543−H04X01	7.62	10.16
1x05	WF2543−1H05X01	10.16	12.7
1x06	WF2543−1H06X01	12.70	15.24
1x07	WF2543−1H07X01	15.24	17.78
1x08	WF2543−1H08X01	17.78	20.32
1x09	WF2543−1H09X01	20.32	22.86
1x10	WF2543−1H10X01	22.86	25.40
1x11	WF2543−1H11X01	25.40	27.94
1x12	WF2543−1H12X01	27.94	30.48
1x13	WF2543−1H13X01	30.48	33.02
1x14	WF2543−1H14X01	33.02	35.56
1x15	WF2543−1H15X01	35.56	38.10
1x16	WF2543−1H16X01	38.10	40.64
1x17	WF2543−1H17X01	40.64	43.18
1x18	WF2543−1H18X01	43.18	45.72
1x19	WF2543−1H19X01	45.72	48.26
1x20	WF2543−1H20X01	48.26	50.80

REV	DATE	MODIFICATION DESCRIPTION	CHANGE
A2	2013/01/14	MODIFY PART NO.	——
A2	2012/12/28	MODIFY PART NO.	——
A1	2012/11/19	MODIFY DIM "B"	——
A0	2012/09/08	NEW	——

OPERATION	
X.X	±0.40
X.XX	±0.25
X.XXX	±0.15
Angle	± 3°
DIM	TOL

DRAW JYHuang	DATE 2013/01/14	SCALE	FIT
CHECK	DATE	UNIT	mm inch
		SIZE	A4
APPROVE	DATE	SHEET	1/1
		PROJ.	

PART NO. SEE TAB

TITLE: SINGLE ROW 2.54 HOUSING

Customer NO.

WCON
Http: www.wcon.com
WCON−Dongguan
Tel: +86 769 85358920
Fax: +86 769 85358915
E−mail: sales@wcon.com
WCON−Kunshan
Tel: +86 512 57468408
Fax: +86 512 57468468
E−mail: salesks@wcon.com

WCON