



CRC NEW ENERGY

APPROVAL SHEET

TO: 缓冲吸收薄膜电容 1uF ±5% 1200V

Main Materials		MARKING & OUTLINE DRAWING
Construction	Materials	
Dielectric	Metallized Polypropylene Film	
Terminal	Tinned Copper Wire	
Filling	Flame-retardant epoxy resin, white	
Case	Mylar tape	

Part No.	TYPE	Dimensions (mm)					NOTE
		W	H	T	L	D	
HA5005	MKP-HA1.0uFJ 630VDC	27	20	10	45	0.8	

CUSTOMER CONFIRMATION			CR OFFER		
STAMP	APPROVED BY	CHECKED BY	STAMP	APPROVED BY	PREPARED BY
					田星月
DATE			DATE	2018-9-19	

SHENZHEN CRC NEW ENERGY CO., LTD

6th and 7th Floor R&D Building, Yanchuan North Industrial Park,

Songgang Town, Baoan District, Shenzhen, China

TEL: +86 - 0755 - 29948883 / 29948998 FAX: +86 - 0755 - 29948906 <http://www.csdcap.com>

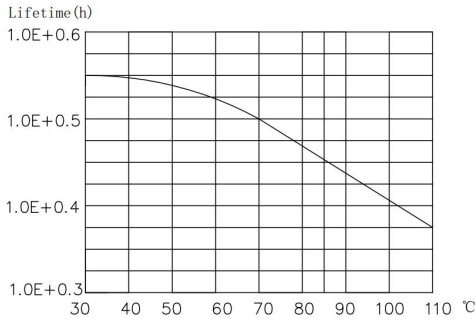
CRC-BDE-08

Technical Data

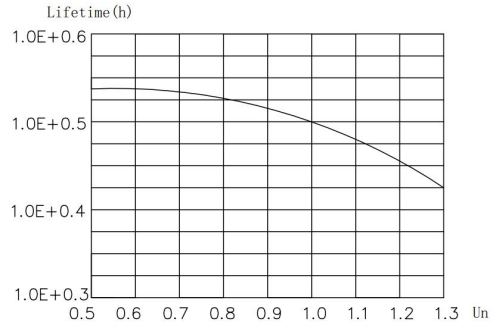
Items	Symbols	Values					
Rated capacitance	C_N	$1.0\mu\text{F} \pm 5\%$					
Rated voltage	U_N	630V.DC					
Non-recurrent surge voltage	U_s	1000V.DC					
Maximum current	I_{rms}	6A					
Maximum peak current	\hat{i}	300A					
Maximum surge current	I_s	900A					
Series resistance	R_s	$\leq 8.0\text{m}\Omega$					
Tangent of the loss	$\tan \delta$	$\leq 0.0015(1\text{KHZ})$					
Insulation Resistance	$C \times R_{is}$	$\geq 5000\text{S}$					
Self inductance	L_e	$\leq 30\text{nH}$					
Lowest operating temperature	Θ_{min}	-40°C					
Maximum operating temperature	Θ_{max}	105°C					
operating humidity	RH	0~95%					
Storage temperature	$\Theta_{storage}$	85°C					
Service life		100000h					
At $\Theta_{hotspot}$		$\leq 85^\circ\text{C}$					
Failure quota		$< 100\text{Fit}$					
Test data							
Voltage test between terminals	V_{tt}	950V.DC/10S					
过电压	<table border="1"> <tbody> <tr> <td>1.1 UN (30% of on-load-dur.)</td> </tr> <tr> <td>1.15 UN (30min/day)</td> </tr> <tr> <td>1.2 UN (5min/day)</td> </tr> <tr> <td>1.3 UN (1min/day)</td> </tr> <tr> <td>1.5 UN (30ms every time, 1 000times during the life of the capacitor)</td> </tr> </tbody> </table>	1.1 UN (30% of on-load-dur.)	1.15 UN (30min/day)	1.2 UN (5min/day)	1.3 UN (1min/day)	1.5 UN (30ms every time, 1 000times during the life of the capacitor)	
1.1 UN (30% of on-load-dur.)							
1.15 UN (30min/day)							
1.2 UN (5min/day)							
1.3 UN (1min/day)							
1.5 UN (30ms every time, 1 000times during the life of the capacitor)							
Operating altitude		1000m (max)					
Terminal tightening torque		-----					
Bottom tightening torque		-----					
Weight		-----					

ELECTRICAL CHARACTERISTICS OF FILM CAPACITOR

1. Lifetime Expectancy

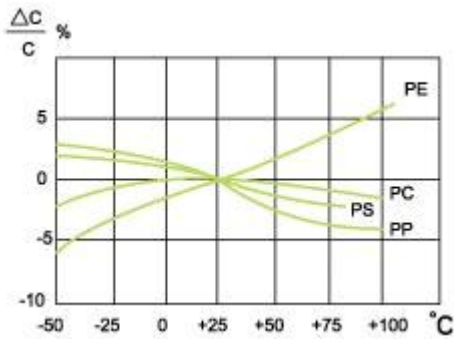


Lifetime expectancy vs. Charging temperature

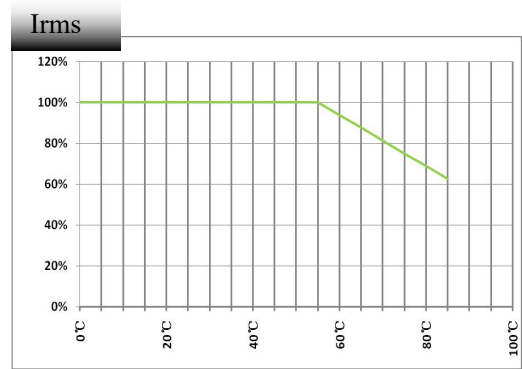


Lifetime expectancy vs. Charging voltage

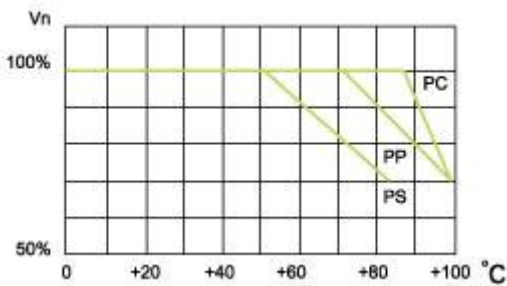
2. Temperature Characteristics



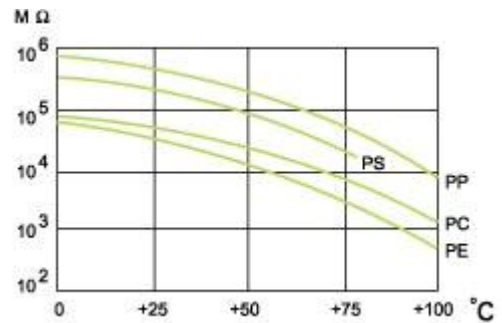
Capacitance change rate vs. Temperature



Operating current vs. Temperature

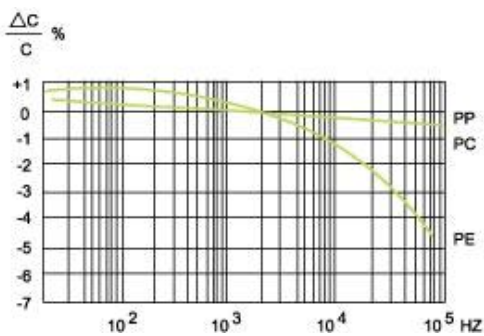


Operating voltage vs. Temperature

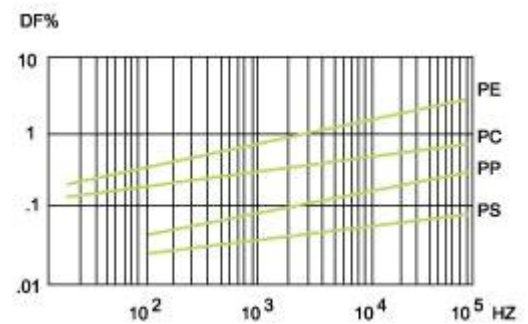


(CR value) IR vs. Temperature

3. Frequency Characteristics



Capacitance change rate vs. Frequency



Dissipation factor vs. Frequency

SHENZHEN CRC NEW ENERGY CO., LTD

<http://www.csdcap.com>
