



CRC NEW ENERGY

APPROVAL SHEET

TO: 缓冲吸收薄膜电容 220nF ± 5% 1200V

Main Materials		MARKING & OUTLINE DRAWING
Construction	Materials	
Dielectric	Metallized Polypropylene Film	
Terminal	Tinned Copper Wire	
Filling	Flame-retardant epoxy resin, white	
Case	Mylar tape	

C. NO.	TYPE	Dimensions (mm)						NOTE
		W	H	T	L		D	
HA4002	MKP-HA0.22µFJ 1200VDC	34	21	12	35		1.0	

CUSTOMER CONFIRMATION			CRC OFFER		
STAMP	APPROVED BY	CHECKED BY	STAMP	APPROVED BY	PREPARED BY
					李道燕
DATE			DATE	2019-12-19	

SHENZHEN CRC NEW ENERGY CO., LTD

6th and 7th Floor R&D Building, Yanchuan North Industrial Park,

Songgang Town, Baoan District, Shenzhen, China

TEL: +86 - 0755 - 29948883 / 29948998 FAX: +86 - 0755 - 29948906 <http://www.crccapacitor.com>

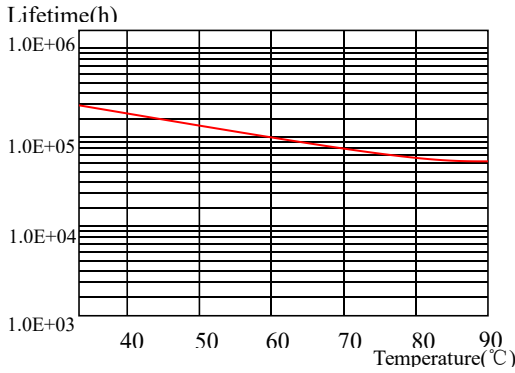
CRC-BDE-08

Technical Data

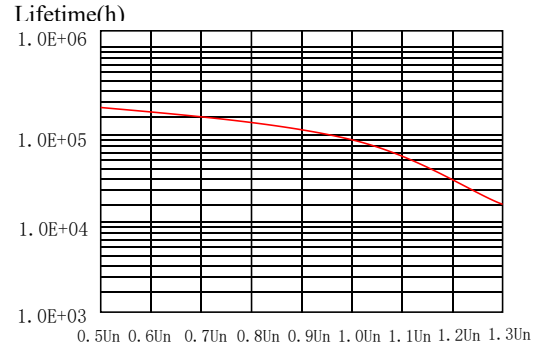
Items	Symbols	Values
Rated capacitance	C_N	$0.22\mu\text{F} \pm 5\%$
Rated voltage	U_N	1200V.DC
Non-recurrent surge voltage	U_s	1300V.DC
Maximum current	I_{rms}	8.3A
Maximum peak current	\hat{I}	220A
Maximum surge current	I_s	660A
Series resistance	R_s	$\leq 200\text{m}\Omega$
Tangent of the loss	$\tan \delta$	$\leq 0.0010(10\text{KHZ})$
Insulation Resistance	$C \times R_{is}$	$\geq 15000\text{M}\Omega$
Self inductance	L_e	$\leq 22\text{nH}$
Lowest operating temperature	Θ_{min}	-40°C
Storage temperature	$\Theta_{storage}$	105°C
Operating humidity	RH	0~95%
Maximum operating temperature	Θ_{max}	85°C
Service life		100000h
Failure quota		$< 100\text{Fit}$
Test data		
Voltage test between terminals	V_{tt}	1800V.DC/10S
A.C.voltage test between terminals and case	V_{t-c}	-----
Operating altitude		2000m (max)
Terminal tightening torque		-----
Bottom tightening torque		-----
Weight		-----

ELECTRICAL CHARACTERISTICS OF FILM CAPACITOR

1. Lifetime Expectancy

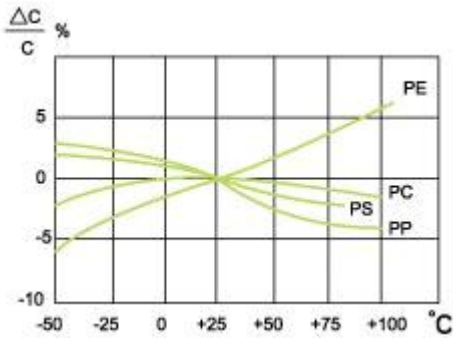


Lifetime expectancy vs. Charging temperature

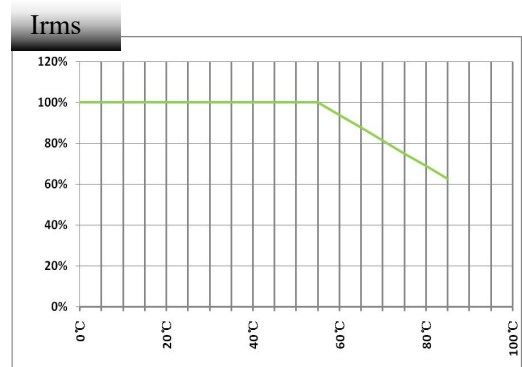


Lifetime expectancy vs. Charging voltage

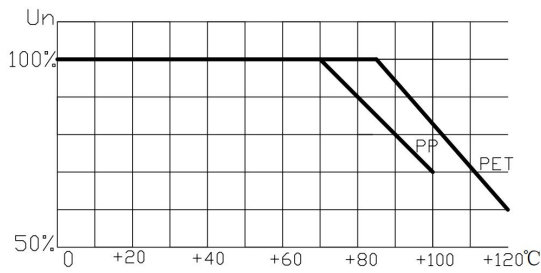
2. Temperature Characteristics



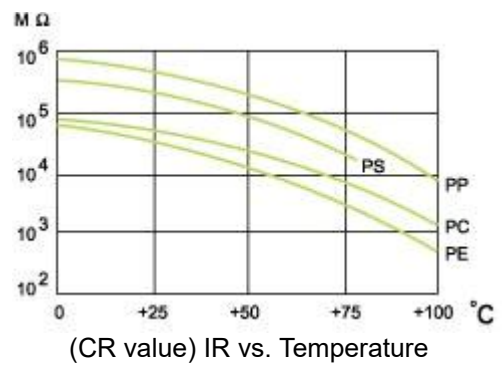
Capacitance change rate vs. Temperature



Operating current vs. Temperature

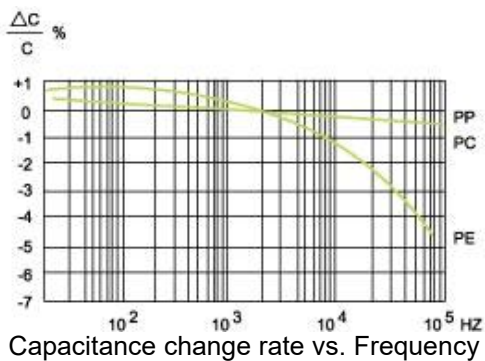


Operating voltage vs. Temperature

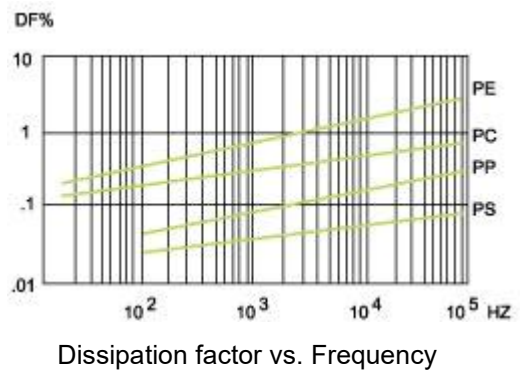


(CR value) IR vs. Temperature

3. Frequency Characteristics



Capacitance change rate vs. Frequency



Dissipation factor vs. Frequency