



TAI-SAW TECHNOLOGY CO., LTD.

No. 3, Industrial 2nd Rd., Ping-Chen Industrial District,
Taoyuan, 324, Taiwan, R.O.C.

TEL: 886-3-4690038 FAX: 886-3-4697532

E-mail: tstsales@mail.taisaw.com Web: www.taisaw.com

Product Specifications Approval Sheet

Product Name: SAW Filter 2332.5MHz BW 25MHz SMD 3.0×3.0mm

TST Parts No.:TA1657A

Customer Parts No.: _____

Customer signature required
Company: _____
Division: _____
Approved by : _____
Date: _____

Checked by: _____ Hayley Chou *Hayley Chou*

Approval by: _____ Andy Yu *Andy Yu*

Date: _____ 2015/03/18

1. Customer signed back is required before TST can proceed with sample build and receive orders.
2. Orders received without customer signed back will be regarded as agreement on the specifications.
3. Any specifications changes must be approved upon by both parties and a new revision of specifications shall be released to reflect the changes



TAI-SAW TECHNOLOGY CO., LTD.

No. 3, Industrial 2nd Rd., Ping-Chen Industrial District,
Taoyuan, 324, Taiwan, R.O.C.

TEL: 886-3-4690038 FAX: 886-3-4697532

E-mail: tstsales@mail.taisaw.com Web: www.taisaw.com

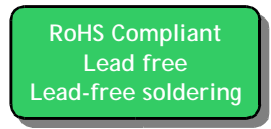
SAW Filter 2332.5 MHz BW 25MHz SMD 3.0×3.0mm

MODEL NO.: TA1657A

REV. 3.0

A. MAXIMUM RATING:

1. Input Power Level: 10 dBm
2. DC Voltage : 3V
3. Operating Temperature: -40°C to +85°C (1)
4. Storage Temperature: -40°C to +85°C



Electrostatic Sensitive Device (ESD)

B. ELECTRICAL CHARACTERISTICS:

AEC-Q200

Terminating source impedance: $Z_s = 50 \Omega$ (Single)

Terminating load impedance: $Z_L = 50 \Omega$ (Single)

Item	Unit	Min.	Typ.(2)	Max.	Note
Center Frequency Fc	MHz	-	2332.5	-	-
Max. Insertion Loss (2320~2345 MHz) IL	dB	-	0.6	1.2	-
Pass band ripple (2320~2345 MHz)	dB	-	0.25	0.8	-
Amplitude ripple (2320~2332.5 MHz)	dB	-	0.1	0.6	-
Amplitude ripple (2332.5~2345 MHz)	dB	-	0.1	0.6	-
S11 & S22 VSWR		-	1.2	2.0	
Attenuation					
D.C~2175 MHz	dB	23	26	-	-
2175~2227 MHz	dB	20	35	-	-
2400~2570 MHz	dB	20	33	-	-
2570~4200 MHz	dB	20	28	-	-
Package size	mm	SMD 3.0x3.0			
Temp Coefficient	ppm/K	-36			-

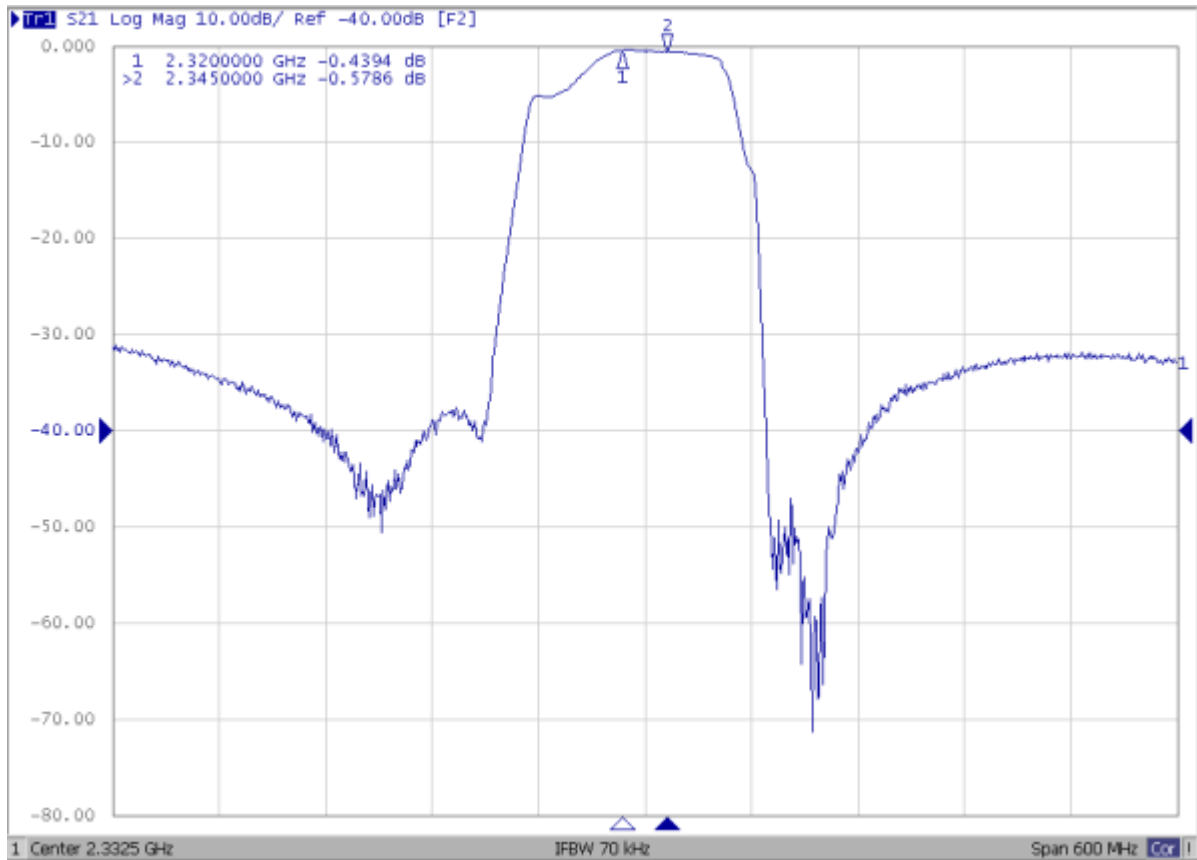
Notes:

(1).In production, devices will be tested at room temperature to a guardbanded specification to ensure electrical compliance over temperature.

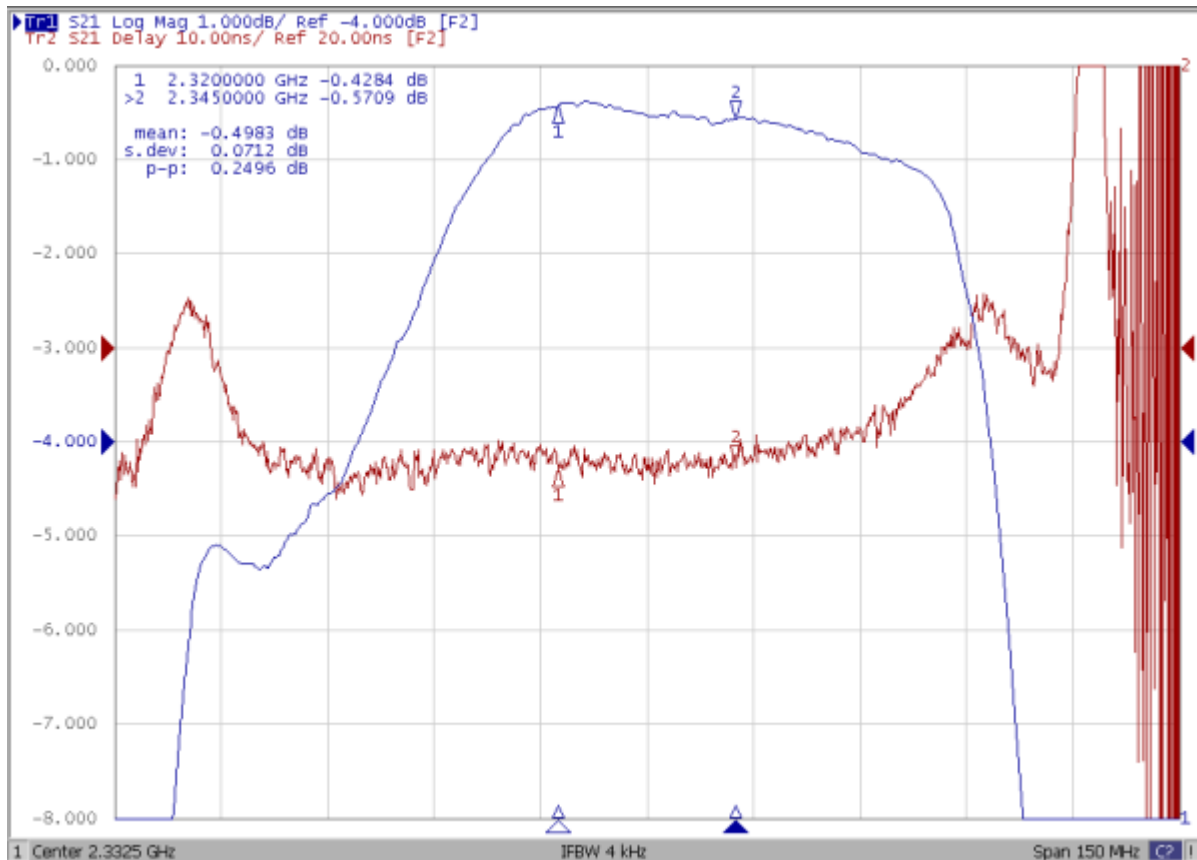
(2).Typical values are based on average measurements at room temperature.

C. Frequency Characteristics:

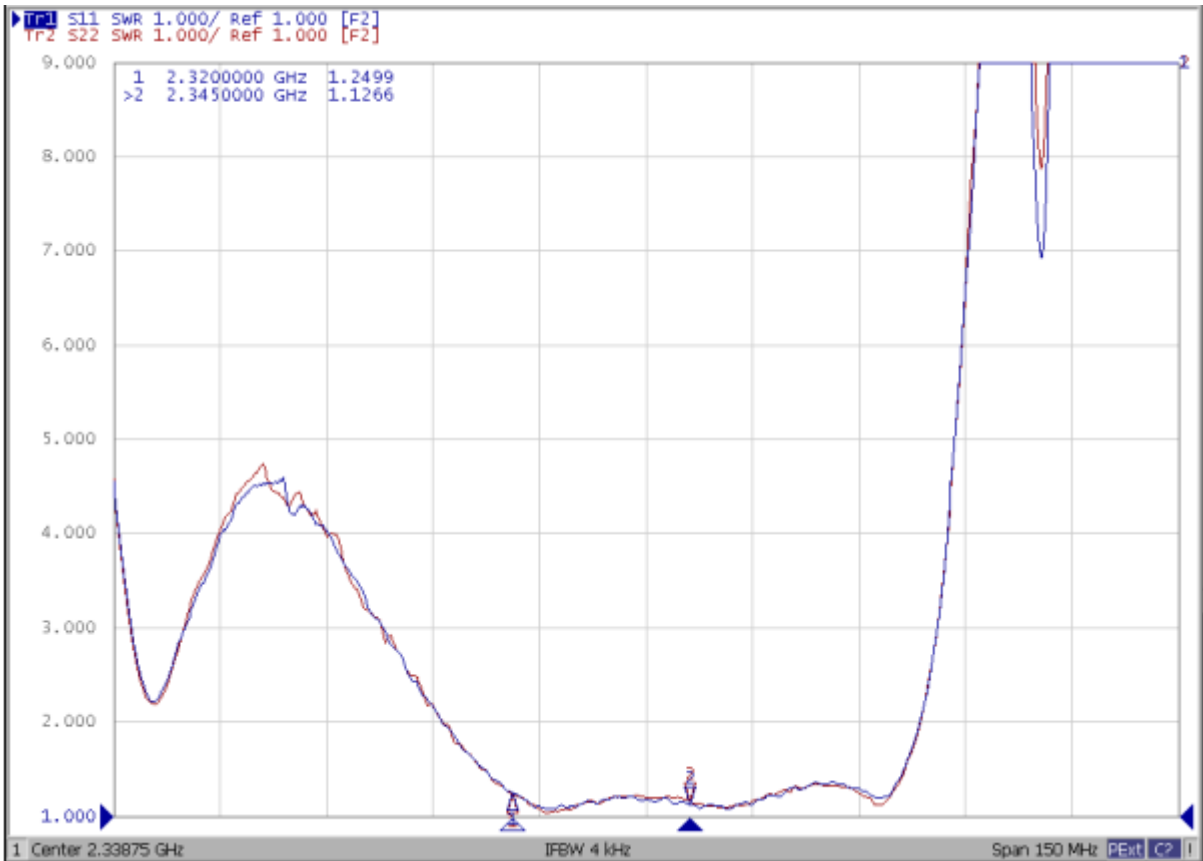
(1) S21 Response: (span 600MHz)



(2) Pass band Response: (span 150MHz)



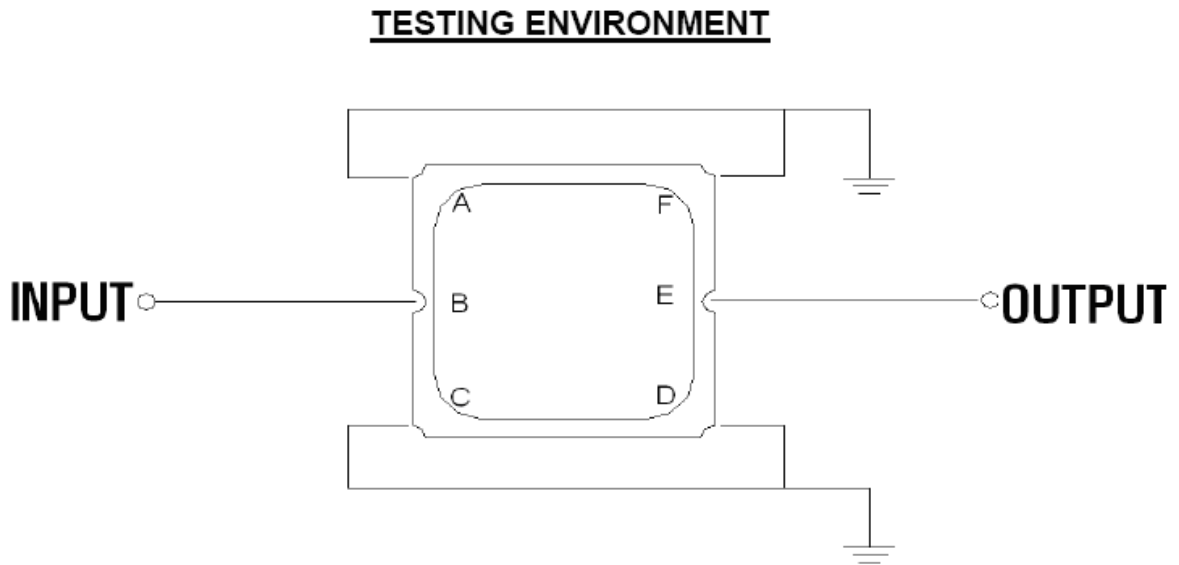
(3) S11 & S22 VSWR Response: (span 120MHz)



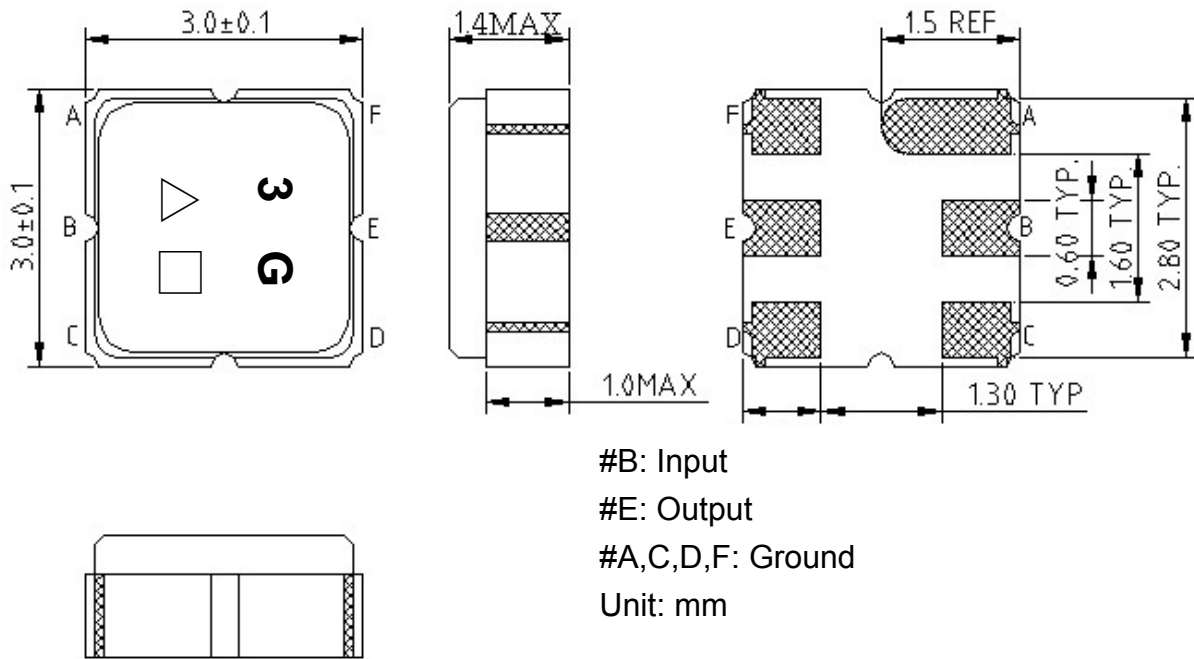
(4) Wide band Response: (span 4.2GHz)



D. MEASUREMENT CIRCUIT:



E. OUTLINE DRAWING:



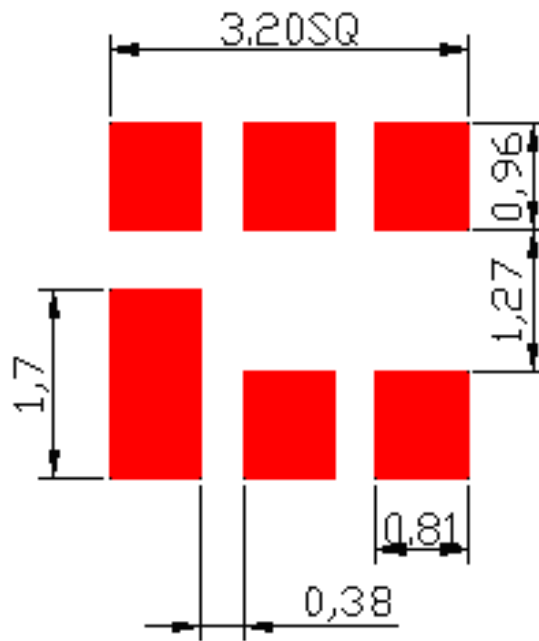
△ : Year Code (2011->1, 2012->2, ..., 2019->9, 2020->0)

□ : Date Code

Date Code Table:

WK01	WK02	WK03	WK04	WK05	WK06	WK07	WK08	WK09	WK10	WK11	WK12	WK13
A	B	C	D	E	F	G	H	I	J	K	L	M
WK14	WK15	WK16	WK17	WK18	WK19	WK20	WK21	WK22	WK23	WK24	WK25	WK26
N	O	P	Q	R	S	T	U	V	W	X	Y	Z
WK27	WK28	WK29	WK30	WK31	WK32	WK33	WK34	WK35	WK36	WK37	WK38	WK39
a	b	c	d	e	f	g	h	i	j	k	l	m
WK40	WK41	WK42	WK43	WK44	WK45	WK46	WK47	WK48	WK49	WK50	WK51	WK52
n	o	p	q	r	s	t	u	v	w	x	y	z

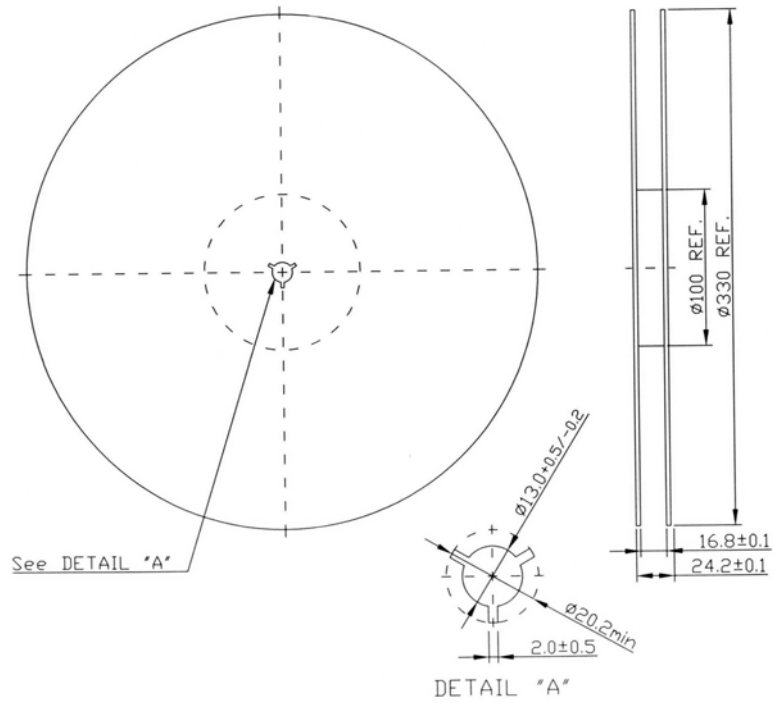
F. PCB Footprint:



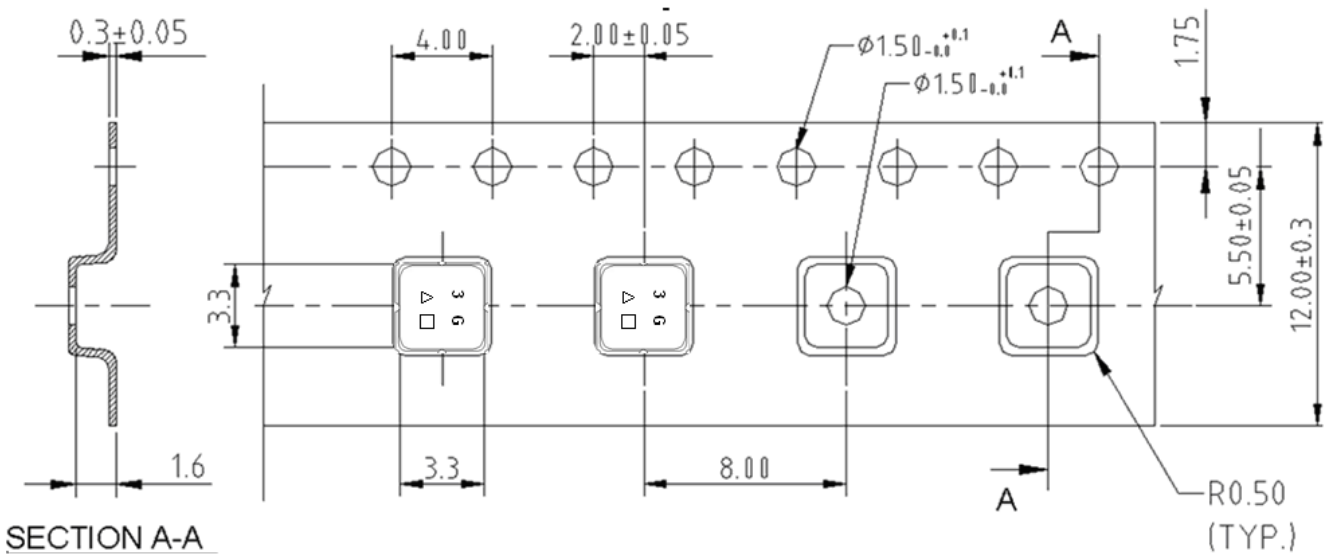
G. PACKING:

1. REEL DIMENSION

(Please refer to FR-75D10 for packing quantity)



2. TAPE DIMENSION



H. RECOMMENDED REFLOW PROFILE:

