



TAI-SAW TECHNOLOGY CO., LTD.

No. 3, Industrial 2nd Rd., Ping-Chen Industrial District,
Taoyuan, 324, Taiwan, R.O.C.

TEL: 886-3-4690038 FAX: 886-3-4697532

E-mail: tstsales@mail.taisaw.com Web: www.taisaw.com

Product Specifications Approval Sheet

Product Description: SAW Filter 1815 MHz SMD 3.0X3.0mm (BW=30MHz)

TST Parts No.: TA1169A

Customer Parts No.: _____

Customer signature required
Company: _____
Division: _____
Approved by : _____
Date: _____

Checked by: _____ Andy Yu *Andy Yu*

Approval by: _____ Francis Chen *180 2*

Date: _____ 1, 26, 20010

1. Customer signed back is required before TST can proceed with sample build and receive orders.
2. Orders received without customer signed back will be regarded as agreement on the specifications.
3. Any specifications changes must be approved upon by both parties and a new revision of specifications shall be released to reflect the changes.



TAI-SAW TECHNOLOGY CO., LTD.

No. 3, Industrial 2nd Rd., Ping-Chen Industrial District,
Taoyuan, 324, Taiwan, R.O.C.

TEL: 886-3-4690038 FAX: 886-3-4697532

E-mail: tstsales@mail.taisaw.com Web: www.taisaw.com

SAW Filter 1815 MHz

MODEL NO.:TA1169A

REV. NO.:1.0

A. MAXIMUM RATING:

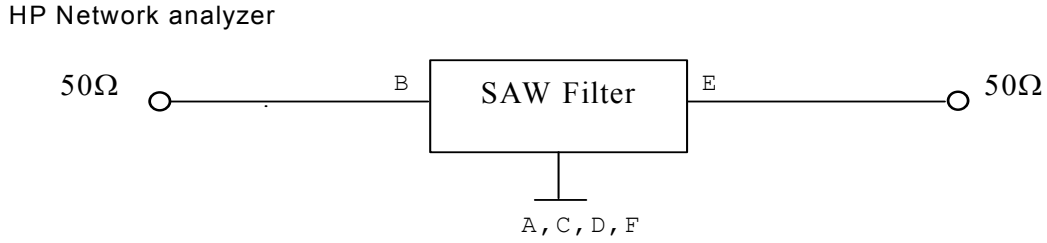
1. Input Power Level: 10 dBm
2. DC Voltage : 3V
3. Operating Temperature: -40°C to +85°C
4. Storage Temperature: -40°C to +85°C

RoHS Compliant
Lead free
Lead-free soldering

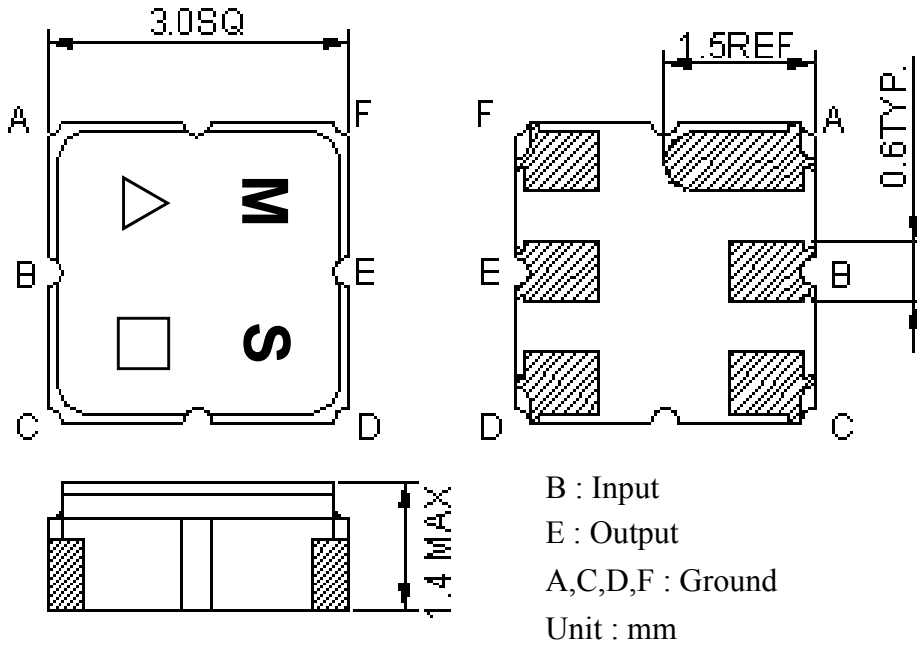
B. ELECTRICAL CHARACTERISTICS:

Item	Unit	Min.	Type.	Max.	Note
Center Frequency Fc	MHz	-	1815	-	-
Insertion Loss (1800 ~ 1830 MHz) IL	dB	-	1.7	2.8	-
Amplitude Ripple (1800 ~ 1830 MHz)	dB	-	0.6	1.2	-
VSWR (1800 ~ 1830 MHz)		-	1.5	2.0	-
Attenuation (Reference level from 0 dB)					
100 ~ 1000 MHz	dB	30	36	-	-
1350 ~ 1450 MHz	dB	33	38	-	-
1500 ~ 1650 MHz	dB	35	40	-	-
2015 ~ 2120 MHz	dB	40	49	-	-
2445 ~ 2580 MHz	dB	42	44	-	-
3000 ~ 6000 MHz	dB	17	23		

C. MEASUREMENT CIRCUIT:



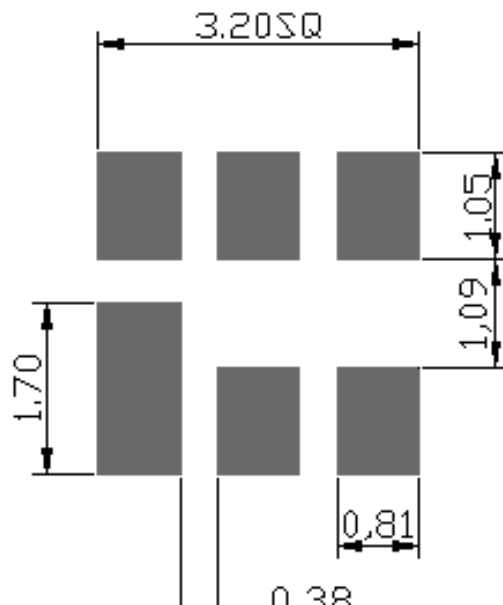
D. OUTLINE DRAWING:



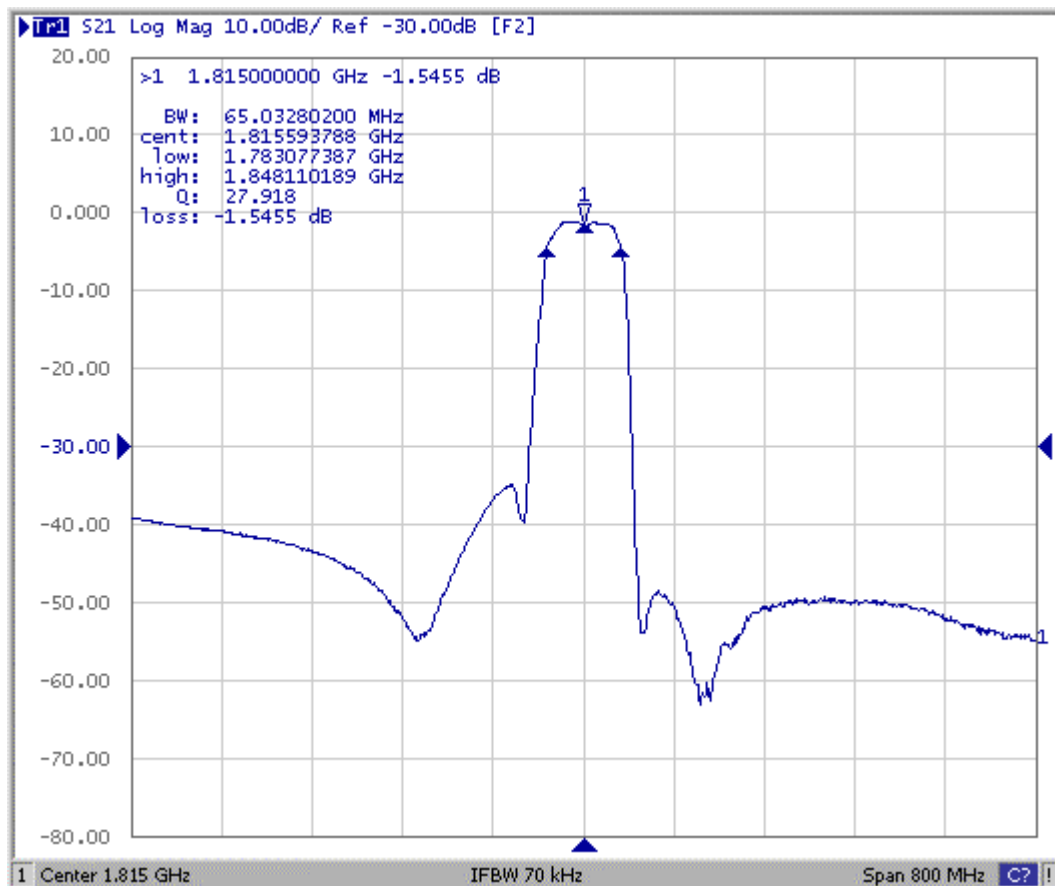
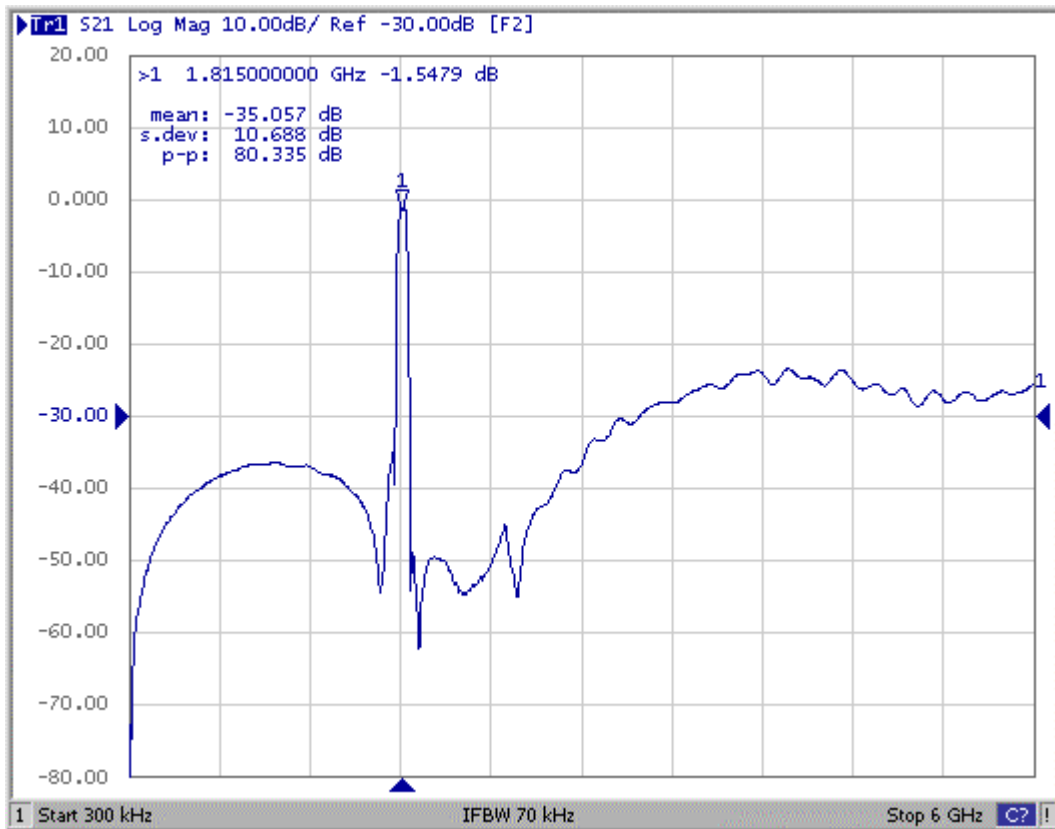
△ : Year Code (2006->6, ..., 2009->9)

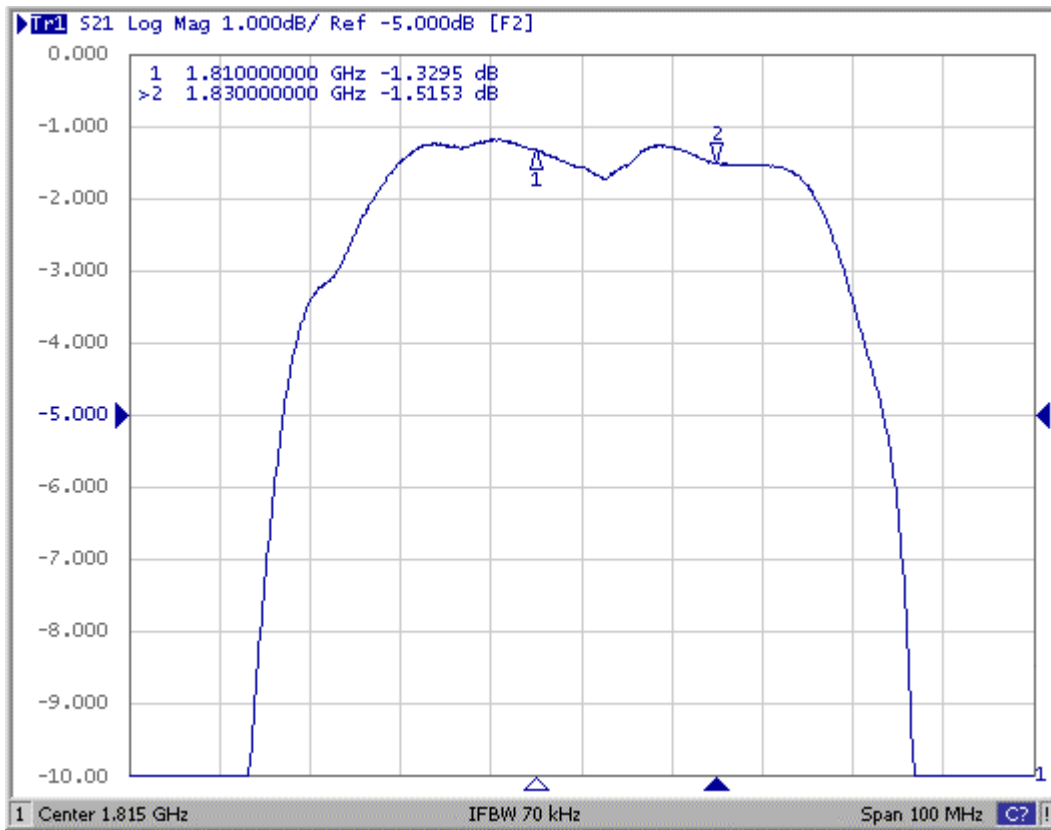
□ : Date Code (Follow the table from planner each year)

E. PCB Footprint:

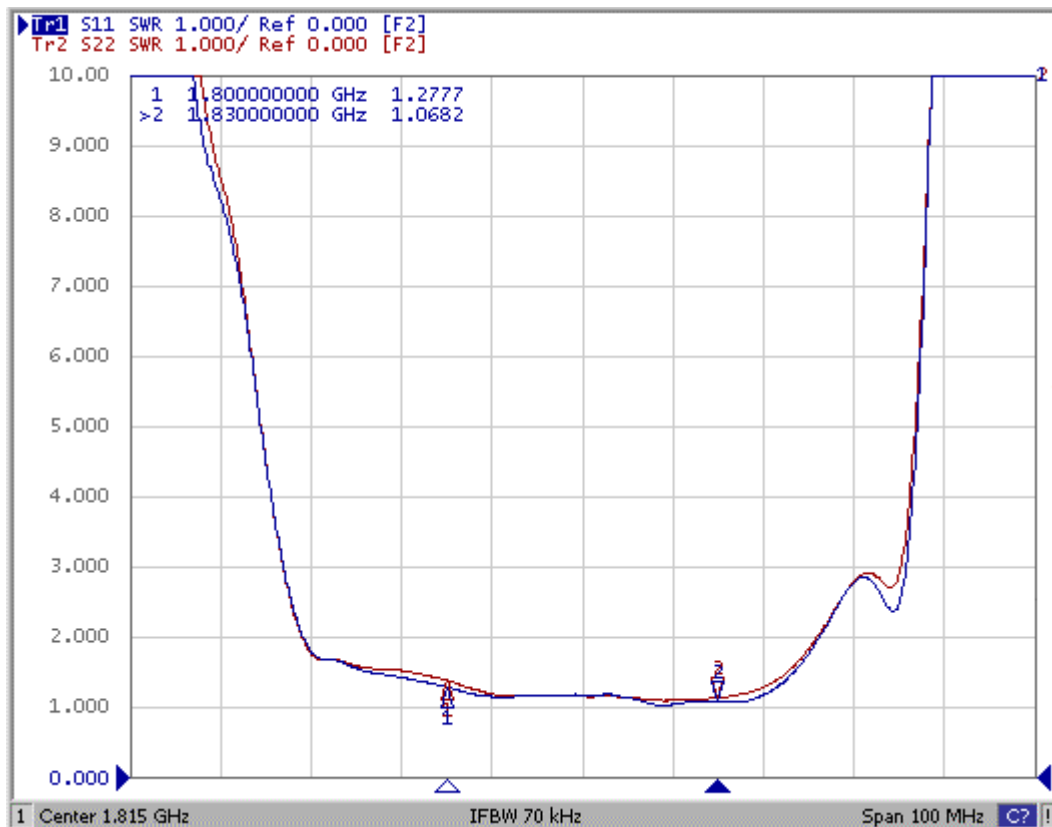


F. Frequency Characteristics :





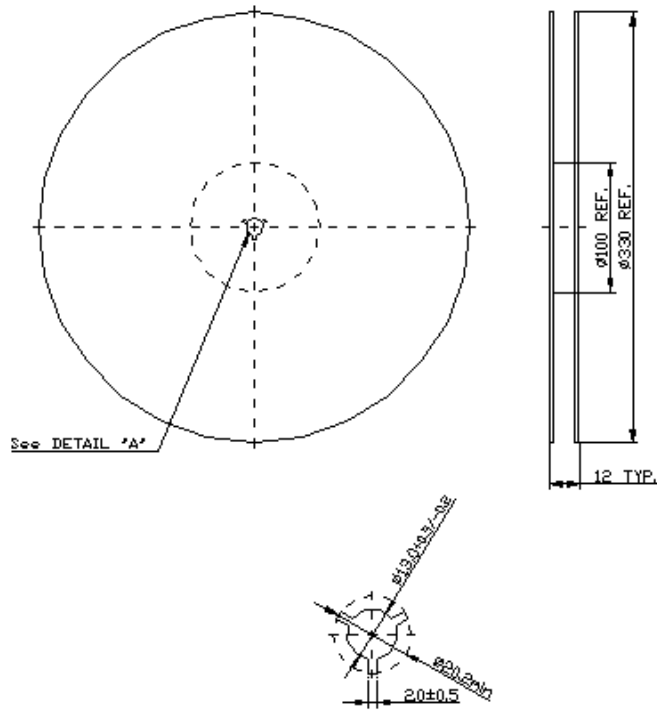
Reflection Functions :



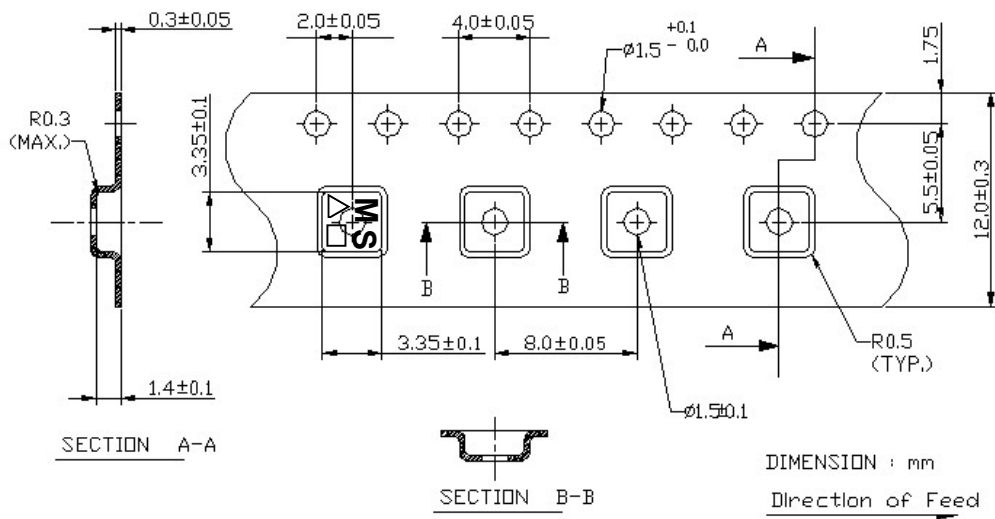
G. PACKING:

1. REEL DIMENSION

(Reel Count : 7"=1000 ; 13"=3000)



2.TAPE DIMENSION



H. RECOMMENDED REFLOW PROFILE :

