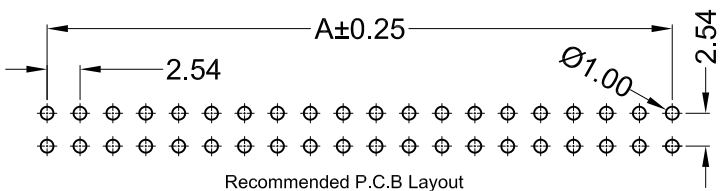
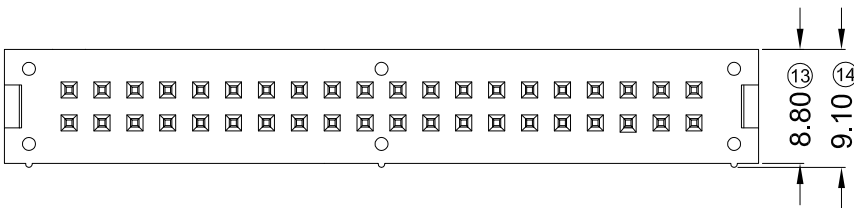
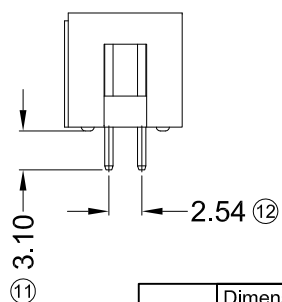
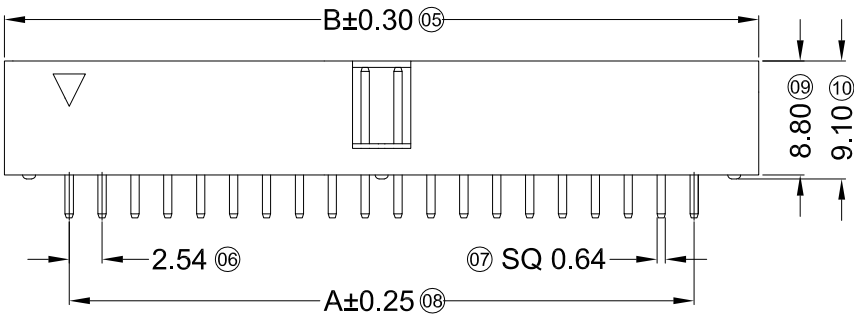


Specifications :

- Voltage rating: 250V AC / DC
- Current rating: 3A AC / DC
- Withstanding voltage: 1500V AC/minute
- Temperature range: -25°C~+85°C
- Insulation resistance: ≥1000MΩ
- Contact resistance: ≤20mΩ
- After environmental testing: ≤30mΩ

X9555 W V X-2*XX X-PT V01 XX
 ① ② ③ ④ ⑤ ⑥ ⑦ ⑧ ⑨

- ① Series No.
- ② Category: W-wafer
- ③ Welding Board Angle: V- Straight 180°
- ④ Welding Way: Blank-DIP
- ⑤ Row No.-Pin No.: 2*XX-2*02P~2*32P
- ⑥ Plug the Pin & Special No.:
- ⑦ Material: PT-PBT 94V-0
- ⑧ Planting Category: V01-All Gold Flash
- ⑨ Color: Blank-natural color



Poles	Dimensions (mm)		Poles	Dimensions (mm)		Poles	Dimensions (mm)	
	A	B		A	B		A	B
2*02	2.54	12.68	2*11	25.40	35.71	2*20	48.26	58.40
2*03	5.08	15.22	2*12	27.94	38.25	2*22	53.34	63.48
2*04	7.62	17.76	2*13	30.50	40.65	2*24	58.42	68.56
2*05	10.16	20.30	2*14	33.04	43.19	2*25	60.86	71.10
2*06	12.70	22.84	2*15	35.56	45.80	2*27	65.94	76.18
2*07	15.24	25.38	2*16	38.10	48.34	2*28	68.48	78.72
2*08	17.78	27.92	2*17	40.64	50.78	2*29	71.02	81.26
2*09	20.32	30.46	2*18	43.18	53.32	2*30	73.70	84.15
2*10	22.86	33.00	2*19	45.72	56.26	2*32	78.74	89.00

X9555WV-2*XX-PTV01	PBT UL 94V-0	Brass	Gold-Flash	X9555H
PART NO	Material	Material(Pin)	Finish(Pin)	Suitable XKB Terminal

For and on behalf of
XKB INDUSTRIAL PRECISION CO., LIMITED
香港星坤工業精密有限公司

△ X					ANGULAR	±5°
△ X					L ≤ 4	±0.2
△ X					4 < L ≤ 16	±0.3
△ X					16 < L ≤ 63	±0.4
MARK	DESCRIPTION	DATE	REVISED	APPROVED	L > 63	±0.5
					UNSPECIFIED TOLERANCES	

DSND		DATE		SCALE: N/A	MODEL TYPE: X9555WV-2*XX-PTV01	
DWN		DATE		VIEW:	PART NO.:	
CHKD		DATE		UNIT: mm	2.54mm Crimp Style Connectors	
APPD		DATE		SIZE: A4	DWG NO.:	
				WEIGHT	SHEET	REVISION
				1.0g	1/1	A0

Authorized Signature(s)

XKB INDUSTRIAL PRECISION CO., LIMITED