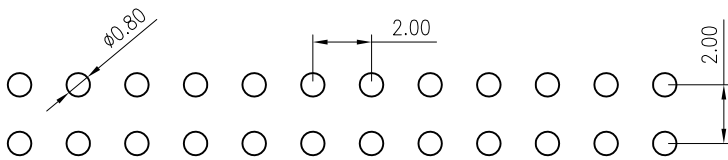
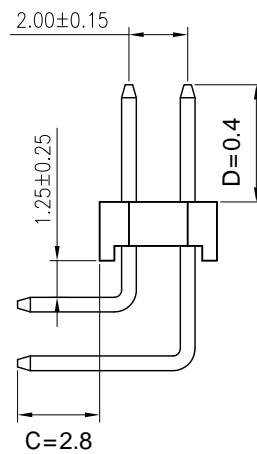
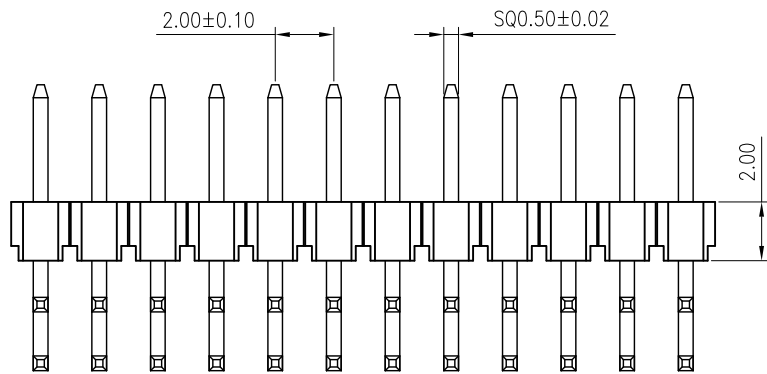
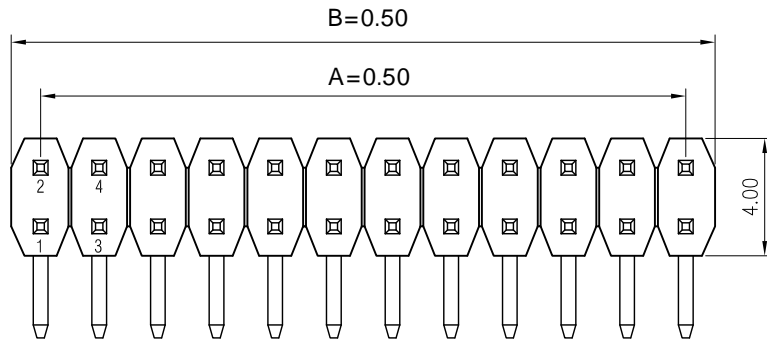


Pin数	尺寸A	尺寸B
1		2.0
2	2.0	4.0
3	4.0	6.0
4	6.0	8.0
5	8.0	10.0
6	10.0	12.0
7	12.0	14.0
8	14.0	16.0
9	16.0	18.0
10	18.0	20.0
11	20.0	22.0
12	22.0	24.0
13	24.0	26.0
14	26.0	28.0
15	28.0	30.0
16	30.0	32.0
17	32.0	34.0
18	34.0	36.0
19	36.0	38.0
20	38.0	40.0
21	40.0	42.0
22	42.0	44.0
23	44.0	46.0
24	46.0	48.0
25	48.0	50.0
26	50.0	52.0
27	52.0	54.0
28	54.0	56.0
29	56.0	58.0
30	58.0	60.0
31	60.0	62.0
32	62.0	64.0
33	64.0	66.0
34	66.0	68.0
35	68.0	70.0
36	70.0	72.0
37	72.0	74.0
38	74.0	76.0
39	76.0	78.0
40	78.0	80.0



P.C.B LAYOUT

■ Specifications :

- Voltage rating: 250VAC / DC
- Current rating: 3A AC / DC
- Withstanding voltage: 1000V AC/minute
- Temperature range: -40 to +105
- Insulation resistance: ≥1000M Min
- Contact resistance: ≤20M Max
- Material: PA6T 94V-0
- Planting Category: 1U"Gold
- Color: Blank-Natural color

X4621 W R-2*XX I- C28 D40

① ② ③ ④ ⑤ ⑥ ⑦

- ① Series No.
- ② Category: W-wafer
- ③ Welding Board Angle: R-Straight 90°
- ④ Row No -Pin No :2*XX-2*01P-40P
- ⑤ Plastic height: l=2.0mm
- ⑥ Pin length:C=2.8mm
- ⑦ Pin length:D=4.0mm

X4621WR-2*XXI-C28D40	PA6T 94V-0	Brass	1U"Gold	X4621WF
PART NO	Material	Material(Pin)	Finlsh(Pin)	Suitable XKB Terminal

For and on behalf of
XKB INDUSTRIAL PRECISION CO., LIMITED
 香港星坤工業精密有限公司

Authorized Signature(s)

DSND	DATE	SCALE: N/A	MODEL TYPE: X4621WR-2*XXI-C28D40
DWN	DATE	VIEW:	PART NO.:
CHKD	DATE	UNIT: mm	2.0 mm Crimp Style Connectors
APPD	DATE	SIZE: A4	DWG NO.:
			WEIGHT
			1.0g
			SHEET
			1/1
			REVISION
			A0

XKB INDUSTRIAL PRECISION CO., LIMITED