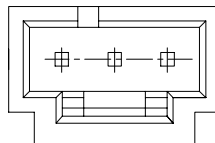
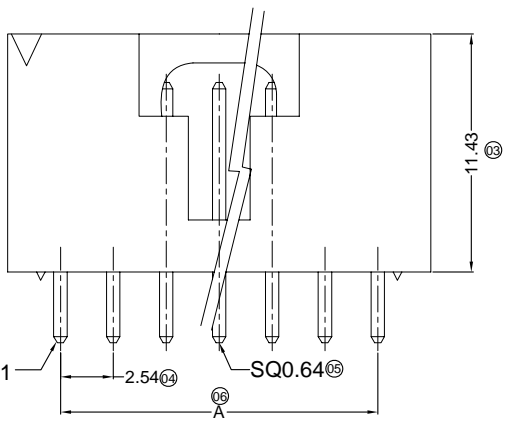


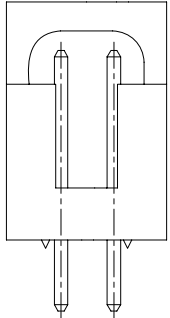
2P



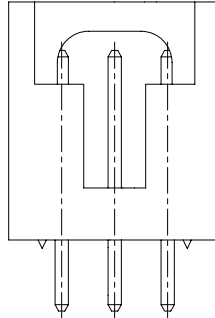
3P



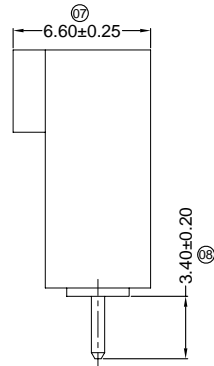
4P-24P



2P



3P



■ Specifications :

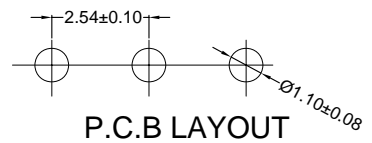
- Voltage rating: 250V AC / DC
- Current rating: 3A AC / DC
- Withstanding voltage: 1500V AC/minute
- Temperature range: -25°C~+85°C
- Insulation resistance: ≥1000MΩ
- Contact resistance: ≤20mΩ
- After environmental testing: ≤30mΩ

X9556 W V XX- XX X-N0XX XX

(11) (12) (13) (14) (15) (16) (17) (18) (19)

- (11) Series No.
- (12) Category:
W-wafer
- (13) Welding Board Angle:
V-180°
- (14) Welding Way:
Blank-DIP
- (15) Row No.-Pin No.
XX-Single row
- (16) Special NO.
- (17) Material:
N0-PA66 94V-0
- (18) Plating Category:
V**:All Gold-Plated
*01-Gold Flash ; *02-2u" ; *03-3u" ; *05-5u"
*10-10u" ; *15-15u" ; *30-30u" ; *50-50u"
SN1-Bright tin plating 70u"
SN1-Bright tin plating 120u"Min. ;
SW-Fog Tin plating
- (19) Color:
Blank-natural color

Poles	Dimensions (mm)	
	A	B
2	2.54	7.62
3	5.08	10.16
4	7.62	12.70
5	10.16	15.24
6	12.70	17.78
7	15.24	20.32
8	17.78	22.86
9	20.32	25.40
10	22.86	27.94
11	25.40	30.48
12	27.94	33.02
13	30.48	35.56
14	33.02	38.10
15	35.56	40.64
16	38.10	43.18
17	40.64	45.72
18	43.18	48.26
19	45.72	50.80
20	48.26	53.34
21	50.80	55.88
22	53.34	58.42
23	55.88	60.96
24	58.42	63.50



P.C.B LAYOUT

X9556WV-XX-N0V15	Nylon 66 UL 94V-0	Brass	Gold-Plated 15u"	X9556H
X9556WV-XX-N0V01	Nylon 66 UL 94V-0	Brass	Gold-Flash	
PART NO	Material	Material(Pin)	Finish(Pin)	Suitable XKB Terminal

For and on behalf of
XKB INDUSTRIAL PRECISION CO., LIMITED
 香港星坤工業精密有限公司

△ X					ANGULAR	±5°
△ X					L ≤ 4	±0.2
△ X					4 < L ≤ 16	±0.3
△ X					16 < L ≤ 63	±0.4
MARK	DESCRIPTION	DATE	REVISED	APPROVED	L > 63	±0.5
REVISIONS					UNSPECIFIED TOLERANCES	

DSND	DATE	SCALE: N/A	MODEL TYPE: X9556WV-XX-N0XX
DWN	DATE	VIEW:	PART NO.: 2.54 mm Crimp Style Connectors
CHKD	DATE	UNIT: mm	DWG NO.:
APPD	DATE	SIZE: A4	
XKB INDUSTRIAL PRECISION CO., LIMITED			WEIGHT: 1.0g
			SHEET: 1/1
			REVISION: A0