

Specifications :

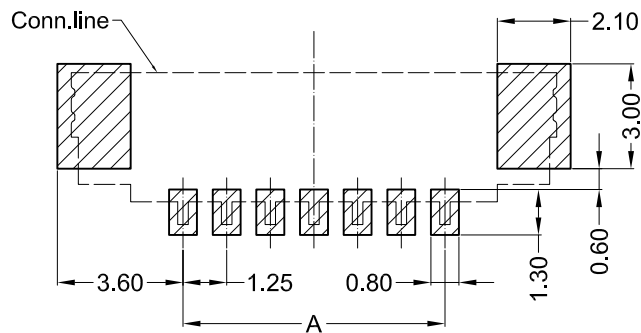
- Voltage rating: 125V AC / DC
- Current rating: 1A AC / DC
- Withstanding voltage: 250V AC/minute
- Temperature range: -25°C~+85°C
- Insulation resistance: ≥100MΩ
- Contact resistance: ≤20mΩ
- After environmental testing: ≤40mΩ

X9821 W V S-XX X-9T SN XX

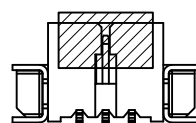
① ② ③ ④ ⑤ ⑥ ⑦ ⑧ ⑨

- ① Series No.
- ② Category: W-wafer
- ③ Welding Board Angle: V- Straight 180°
- ④ Welding Way: S-SMT
- ⑤ Row No.-Pin No.: XX-02P~20P
- ⑥ Plug the Pin & Special No.:
- ⑦ Material: 9T-PA9T 94V-0
- ⑧ Planting Category: SN-Bright tin plating ;
- ⑨ Color: Blank-Natural Color

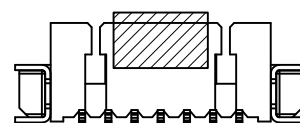
Poles	Dimensions(mm)				Poles	Dimensions(mm)			
	A	B	C	D		A	B	C	D
02	1.25	4.25	3.15	7.65	10	11.25	14.25	13.15	17.65
03	2.50	5.50	4.40	8.90	11	12.50	15.50	14.40	18.90
04	3.75	6.75	5.65	10.15	12	13.75	16.75	15.65	20.15
05	5.00	8.00	6.90	11.40	13	15.00	18.00	16.90	21.40
06	6.25	9.25	8.15	12.65	14	16.25	19.25	18.15	22.65
07	7.50	10.50	9.40	13.90	15	17.50	20.50	19.40	23.90
08	8.75	11.75	10.65	15.15	16	18.75	21.75	20.65	25.15
09	10.00	13.00	11.90	16.40					



Recommended P.C.B Layout
General Tolerance±0.05



02P~03P Single Gap
Scale 0.6:1



04P~16P Double Gap
Scale 0.6:1

X9821WVS-XX-9TSN	Nylon 9T UL 94V-0	Brass	Tin-Plated	Brass	Tin-Plated	X9821H
PART NO	Material	Material(Pin)	Finish(Pin)	Material (Solder Tabs)	Finish (Solder Tabs)	Suitable XKB Terminal

For and on behalf of
XKB INDUSTRIAL PRECISION CO., LIMITED
香港星坤工業精密有限公司

△ X					ANGULAR	±5°
△ X					L ≤ 4	±0.2
△ X					4 < L ≤ 16	±0.3
MARK					16 < L ≤ 63	±0.4
					L > 63	±0.5
REVISIONS						UNSPECIFIED TOLERANCES

Authorized Signature(s)

DSND		DATE		SCALE: N/A	MODEL TYPE: X9821WVS-XX-9TSN
DWN		DATE		VIEW:	PART NO.:
CHKD		DATE		UNIT: mm	1.25mm Crimp Style Connectors
APPD		DATE		SIZE: A4	DWG NO.:

XKB INDUSTRIAL PRECISION CO., LIMITED

WEIGHT	SHEET	REVISION
1.0g	1/1	A0