

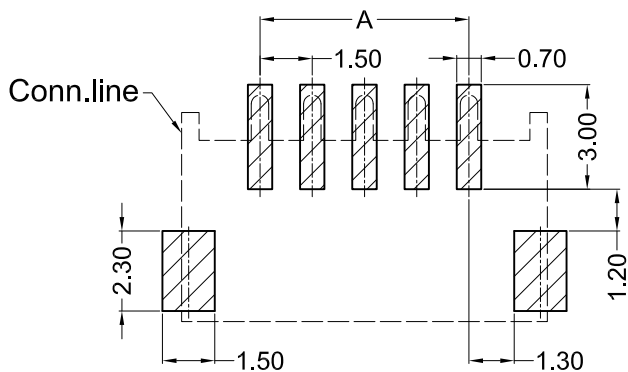
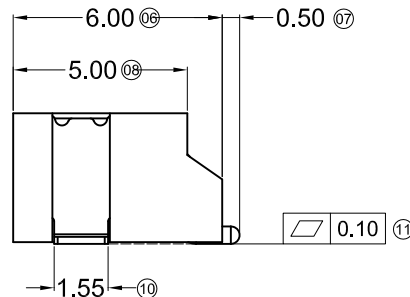
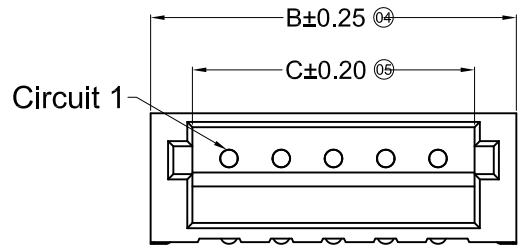
Specifications :

- Voltage rating: 50V AC / DC
- Current rating: 1A AC / DC
- Withstanding voltage: 500V AC/minute
- Temperature range: -25°C~+85°C
- Insulation resistance: ≥500MΩ
- Contact resistance: ≤20mΩ
- After environmental testing: ≤30mΩ

X1502 W R S-XX X-XX SN XX

① ② ③ ④ ⑤ ⑥ ⑦ ⑧ ⑨

- ① Series No.
- ② Category: W-wafer
- ③ Welding Board Angle: R- Right Angle 90°
- ④ Welding Way: S-SMT
- ⑤ Row No.-Pin No.: XX-02P~15P
- ⑥ Plug the Pin & Special No.:
- ⑦ Material: 6T-PA6T 94V-0 ; 9T- PA9T 94V-0 LP-LCP 94V-0
- ⑧ Planting Category: SN-Bright tin plating
- ⑨ Color: Blank-Natural Color



Recommended P.C.B Layout
General Tolerance±0.05

Poles	Dimensions(mm)			Poles	Dimensions(mm)		
	A	B	C		A	B	C
02	1.50	6.00	3.60	09	12.00	16.50	14.10
03	3.00	7.50	5.10	10	13.50	18.00	15.60
04	4.50	9.00	6.60	11	15.00	19.50	17.10
05	6.00	10.50	8.10	12	16.50	21.00	18.60
06	7.50	12.00	9.60	13	18.00	22.50	20.10
07	9.00	13.50	11.10	14	19.50	24.00	21.60
08	10.50	15.00	12.60	15	21.00	25.50	23.10

X1502WRS-XXHF-LPSW	LCP UL 94V-0 Halogen Free	Brass	Tin-Plated	Phosphor Bronze	Tin-Plated	X1502H
X1502WRS-XX-9TSN	PA9T UL 94V-0	Brass	Tin-Plated	Phosphor Bronze	Tin-Plated	X1502H
X1502WRS-XX-6TSN	PA6T UL 94V-0					
PART NO	Material	Material(Pln)	Finsh(Pln)	Material (Solder Tabs)	Finish (Solder Tabs)	Suitable XKB Terminal

For and on behalf of
XKB INDUSTRIAL PRECISION CO., LIMITED
香港星坤工業精密有限公司

MARK	DESCRIPTION	DATE	REVISED	APPROVED	UNSPECIFIED TOLERANCES
△ X					ANGULAR ±5°
△ X					L ≤ 4 ±0.2
△ X					4 < L ≤ 16 ±0.3
△ X					16 < L ≤ 63 ±0.4
MARK					L > 63 ±0.5

DSND	DATE	SCALE: N/A	MODEL TYPE: X1502WRS-XX-XXSN
DWN	DATE	VIEW:	PART NO.:
CHKD	DATE	UNIT: mm	1.50mm Crimp Style Connectors
APPD	DATE	SIZE: A4	DWG NO.:
			WEIGHT 1.0g
			SHEET 1/1
			REVISION A0

XKB INDUSTRIAL PRECISION CO., LIMITED