

ONE BOARDLOCK
(LEFT)

NOTE:

1. MATERIAL:

HOUSING: PA9T, UL94 V-0, COLOR: (SEE TABLE).

CONTACTS: BRASS.

2. FINISH:

CONTACTS: 3.05um [120u"] MIN. MATTE-TIN.

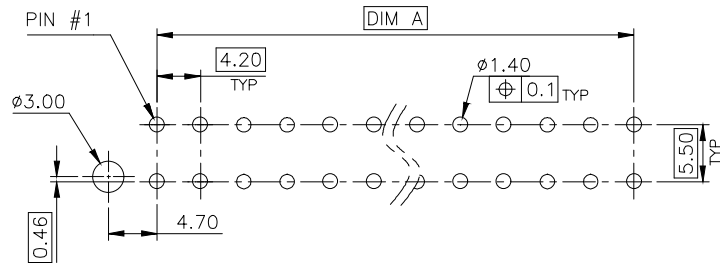
1.27um [50u"] MIN. NICKEL UNDERPLATED ALL OVER.

3. WAVE SOLDER CAPABLE TO 265°C PER TEST SPEC.

109-202, CONDITION B.

△ NO TE LOGO AND DATE CODE ON THE PRODUCT WITH 4 POS.

5. THE KEY IDENTIFIED WAS SHOWN ON PAGE 5.



RECOMMENDED PCB LAYOUT
TOLERANCE: ±0.05 T=1.6mm

| | | | | | | |
|----------------------|--------|-------|-------|-------|--------|-------------|
| BLACK PA9T | 1.52 | 8.4 | 13.7 | 15.75 | 6 | 6-5099-6 |
| IVORY PA9T | 5.40 | 46.2 | 51.5 | 53.55 | 24 | 1-5099-3 |
| | 1.13 | 4.2 | 9.5 | 11.55 | 4 | 1-5099-2 |
| | 4.30 | 37.8 | 43.1 | 45.15 | 20 | 1-5099-1 |
| | 3.90 | 33.6 | 38.9 | 40.95 | 18 | 1-5099-0 |
| | 3.11 | 25.2 | 30.5 | 32.55 | 14 | 5099-9 |
| | 2.71 | 21.0 | 26.3 | 28.35 | 12 | 5099-8 |
| | 2.31 | 16.8 | 22.1 | 24.15 | 10 | 5099-7 |
| | 1.52 | 8.4 | 13.7 | 15.75 | 6 | 5099-6 |
| 1.92 | 12.6 | 17.9 | 19.95 | 8 | 5099-5 | |
| HSG COLOR & MATERIAL | WEIGHT | DIM A | DIM B | DIM C | POS. | PART NUMBER |

| TOLERANCE | |
|-----------|--------|
| LINEAR | ANGLES |
| X±0.40 | X°± |
| .X±0.30 | .X°± |
| .XX±0.20 | .XX°± |
| .XXX±0.10 | .XXX°± |

UMax conn 东莞市友贸实业有限公司
DONGGUAN UMAXCONN ENTERPRISE LIMITED

TITLE: ATX POWER CONNECTOR
4.2mm PITCH, VERTICAL, DIP TYPE

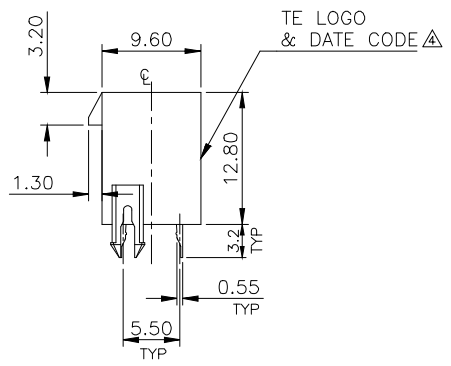
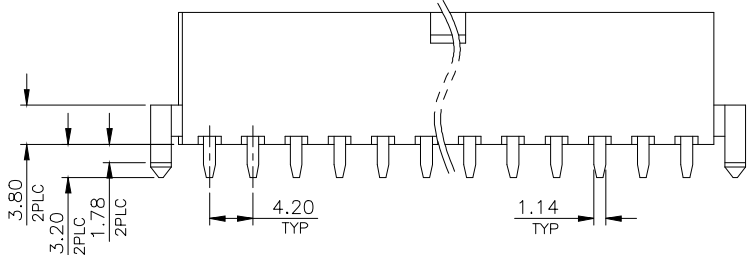
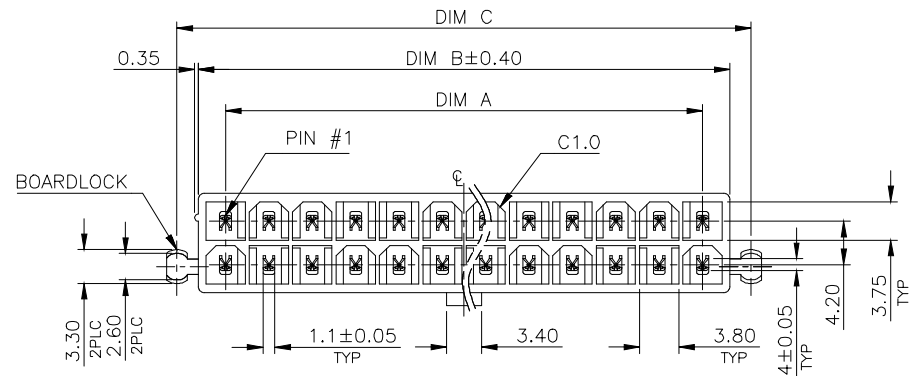
PART NO. SEE TABLE

DWG NO. C-5099

APPD: Jason MAT'L:
CHKD: Schumi FINISH:
DRWN: Terry Q'TY:

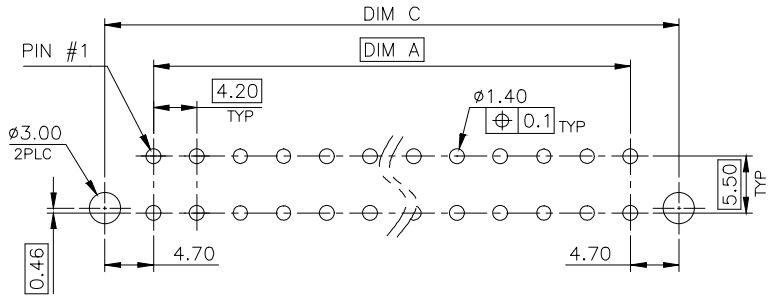
| | | | |
|-------|-------|-------|--------|
| UNITS | SCALE | SHEET | REV |
| | MM | 1 : 1 | 1 OF 6 |

| REV | ECN NO. | NAME | DATE |
|-----|---------|------|------|
| | | | |
| | | | |
| | | | |



TWO BOARDLOCK

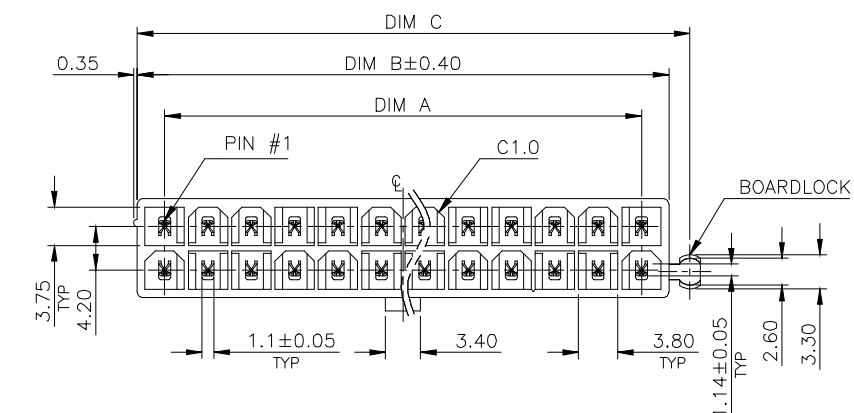
- NOTE:
- MATERIAL:
HOUSING: PA9T, UL94 V-0, COLOR: (SEE TABLE).
CONTACTS: BRASS.
 - FINISH:
CONTACTS: 3.05um [120u"] MIN. MATTE-TIN.
1.27um [50u"] MIN. NICKEL UNDERPLATED ALL OVER.
 - WAVE SOLDER CAPABLE TO 265°C PER TEST SPEC.
109-202, CONDITION B.
 - NO TE LOGO AND DATE CODE ON THE PRODUCT WITH 4 POS.
 - THE KEY IDENTIFIED WAS SHOWN ON PAGE 5.



RECOMMENDED PCB LAYOUT
TOLERANCE: ±0.05 T=1.6mm

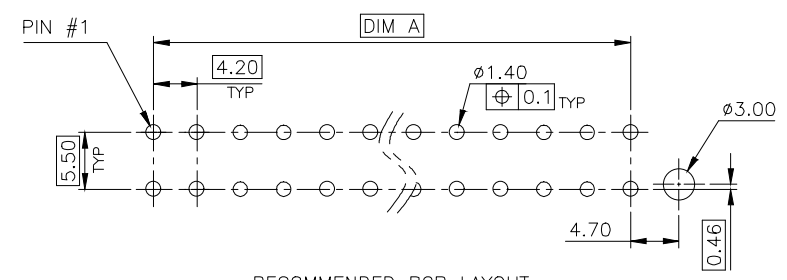
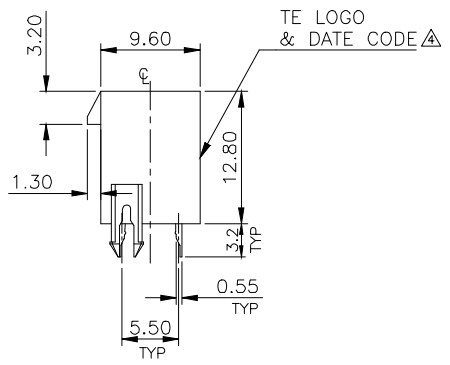
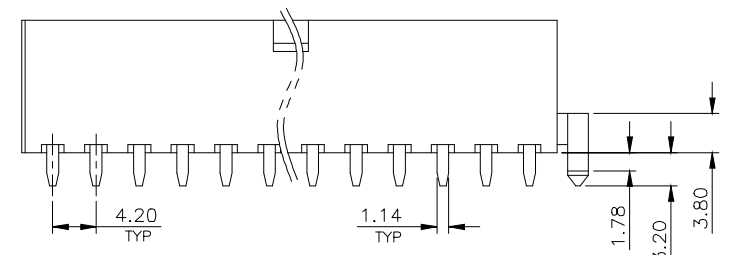
| | | | | | | |
|----------------------|--------|-------|-------|-------|----------|-------------|
| IVORY PA9T | 3.54 | 29.4 | 34.7 | 38.8 | 16 | 2-5099-9 |
| | 5.43 | 46.2 | 51.5 | 55.6 | 24 | 2-5099-8 |
| | 4.33 | 37.8 | 43.1 | 47.2 | 20 | 2-5099-7 |
| | 3.93 | 33.6 | 38.9 | 43.0 | 18 | 2-5099-6 |
| | 3.14 | 25.2 | 30.5 | 34.6 | 14 | 2-5099-5 |
| | 2.74 | 21.0 | 26.3 | 30.4 | 12 | 2-5099-4 |
| | 2.34 | 16.8 | 22.1 | 26.2 | 10 | 2-5099-3 |
| | 1.95 | 12.6 | 17.9 | 22.0 | 8 | 2-5099-2 |
| | 1.55 | 8.4 | 13.7 | 17.8 | 6 | 2-5099-1 |
| 1.16 | 4.2 | 9.5 | 13.6 | 4 | 2-5099-0 | |
| HSG COLOR & MATERIAL | WEIGHT | DIM A | DIM B | DIM C | POS. | PART NUMBER |

| | | | | | | | | | | | | |
|-----|---------|------|------|-----------|--------|--|---------|---|-------|----------|--------|-----|
| | | | | TOLERANCE | | UMax conn 东莞市友贸实业有限公司 DONGGUAN UMAXCONN ENTERPRISE LIMITED | | TITLE: ATX POWER CONNECTOR 4.2mm PITCH, VERTICAL, DIP TYPE | | | | |
| | | | | LINEAR | ANGLES | | | PART NO. SEE TABLE | | | | |
| | | | | X±0.40 | X°± | APPD: Jason | MAT'L: | DWG NO. C-5099 | | | | |
| | | | | .X±0.30 | .X°± | CHKD: Schumi | FINISH: | | UNITS | SCALE | SHEET | REV |
| REV | ECN NO. | NAME | DATE | .XX±0.20 | .XX°± | DRWN: Terry | Q'TY: | | MM | 1 : 1 | 2 OF 6 | 0 |
| | | | | .XXX±0.10 | .XXX°± | | | | | CUSTOMER | | |



- NOTE:
- MATERIAL:
 - HOUSING: PA9T, UL94 V-0, COLOR: (SEE TABLE).
 - CONTACTS: BRASS.
 - FINISH:
 - CONTACTS: 3.05um [120u"] MIN. MATTE-TIN.
 - 1.27um [50u"] MIN. NICKEL UNDERPLATED ALL OVER.
 - WAVE SOLDER CAPABLE TO 265°C PER TEST SPEC. 109-202, CONDITION B.
- ⚠ NO TE LOGO AND DATE CODE ON THE PRODUCT WITH 4 POS.
5. THE KEY IDENTIFIED WAS SHOWN ON PAGE 5.

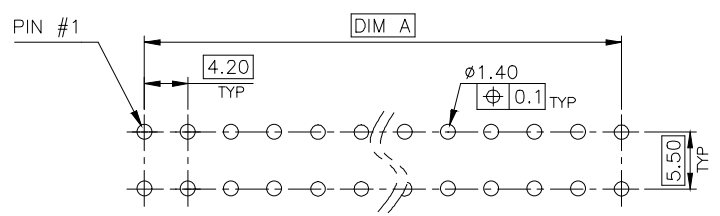
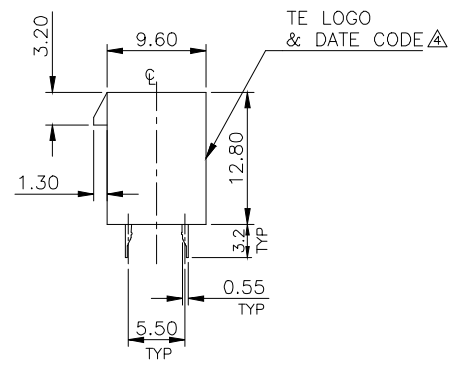
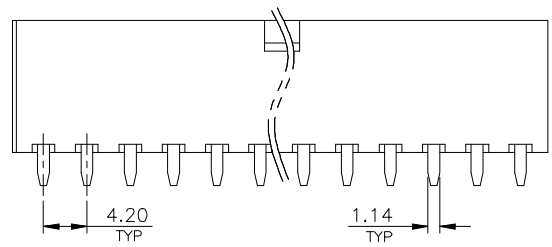
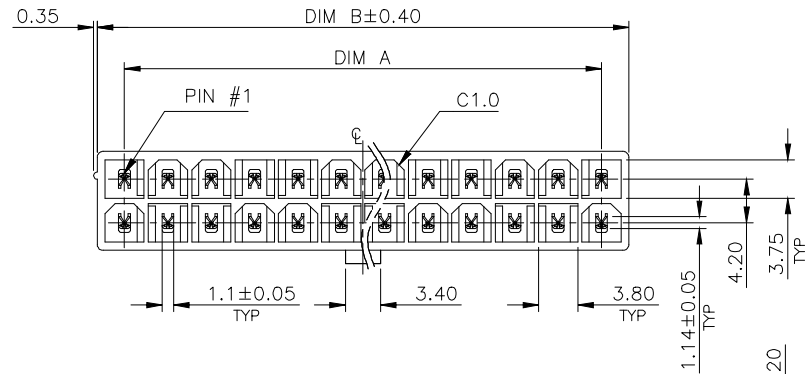
ONE BOARDLOCK (RIGHT)



RECOMMENDED PCB LAYOUT
TOLERANCE: ±0.05 T=1.6mm

| | | | | | | |
|----------------------|--------|-------|-------|-------|----------|-------------|
| IVORY PA9T | 5.40 | 46.2 | 51.5 | 53.55 | 24 | 3-5099-8 |
| | 4.30 | 37.8 | 43.1 | 45.15 | 20 | 3-5099-7 |
| | 3.90 | 33.6 | 38.9 | 40.95 | 18 | 3-5099-6 |
| | 3.11 | 25.2 | 30.5 | 32.55 | 14 | 3-5099-5 |
| | 2.71 | 21.0 | 26.3 | 28.35 | 12 | 3-5099-4 |
| | 2.31 | 16.8 | 22.1 | 24.15 | 10 | 3-5099-3 |
| | 1.92 | 12.6 | 17.9 | 19.95 | 8 | 3-5099-2 |
| | 1.52 | 8.4 | 13.7 | 15.75 | 6 | 3-5099-1 |
| 1.13 | 4.2 | 9.5 | 11.55 | 4 | 3-5099-0 | |
| HSG COLOR & MATERIAL | WEIGHT | DIM A | DIM B | DIM C | POS. | PART NUMBER |

| | | | | | | | | | | | | |
|-----|---------|------|------|-----------|--------|--|---------|---|-------|-------|--------|-----|
| | | | | TOLERANCE | | UMax conn 东莞市友贸实业有限公司 DONGGUAN UMAXCONN ENTERPRISE LIMITED | | TITLE: ATX POWER CONNECTOR 4.2mm PITCH, VERTICAL, DIP TYPE | | | | |
| | | | | LINEAR | ANGLES | | | PART NO. SEE TABLE | | | | |
| | | | | X±0.40 | X°± | APPD: Jason | MAT'L: | DWG NO. C-5099 | | | | |
| | | | | .X±0.30 | .X°± | CHKD: Schumi | FINISH: | | UNITS | SCALE | SHEET | REV |
| REV | ECN NO. | NAME | DATE | .XX±0.20 | .XX°± | DRWN: Terry | Q'TY: | | MM | 1 : 1 | 3 OF 6 | 0 |
| | | | | .XXX±0.10 | .XXX°± | | | | | | | |



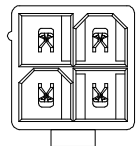
RECOMMENDED PCB LAYOUT
TOLERANCE: ±0.05 T=1.6mm

- NOTE:
- MATERIAL:
HOUSING: PA9T, UL94 V-0, COLOR: (SEE TABLE).
CONTACTS: BRASS.
 - FINISH:
CONTACTS: 3.05um [120u"] MIN. MATTE-TIN.
1.27um [50u"] MIN. NICKEL UNDERPLATED ALL OVER.
 - WAVE SOLDER CAPABLE TO 265°C PER TEST SPEC.
109-202, CONDITION B.
 - NO TE LOGO AND DATE CODE ON THE PRODUCT WITH 4 POS.
 - THE KEY IDENTIFIED WAS SHOWN ON PAGE 5.

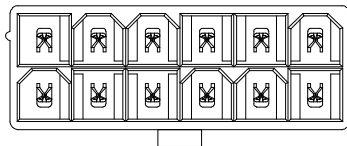
NO BOARDLOCK

| | | | | | |
|----------------------|--------|-------|-------|------|-------------|
| IVORY PA9T | 5.37 | 46.2 | 51.5 | 24 | 4-5099-8 |
| | 4.27 | 37.8 | 43.1 | 20 | 4-5099-7 |
| | 3.87 | 33.6 | 38.9 | 18 | 4-5099-6 |
| | 3.08 | 25.2 | 30.5 | 14 | 4-5099-5 |
| | 2.68 | 21.0 | 26.3 | 12 | 4-5099-4 |
| | 2.28 | 16.8 | 22.1 | 10 | 4-5099-3 |
| | 1.89 | 12.6 | 17.9 | 8 | 4-5099-2 |
| | 1.49 | 8.4 | 13.7 | 6 | 4-5099-1 |
| | 1.10 | 4.2 | 9.5 | 4 | 4-5099-0 |
| HSG COLOR & MATERIAL | WEIGHT | DIM A | DIM B | POS. | PART NUMBER |

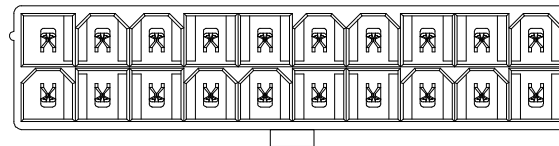
| | | | | | | | | | | | | |
|-----|---------|------|------|-----------|--------|--|---------|---|-------|-------|--------|-----|
| | | | | TOLERANCE | | UMax conn 东莞市友贸实业有限公司 DONGGUAN UMAXCONN ENTERPRISE LIMITED | | TITLE: ATX POWER CONNECTOR 4.2mm PITCH, VERTICAL, DIP TYPE | | | | |
| | | | | LINEAR | ANGLES | | | PART NO. SEE TABLE | | | | |
| | | | | X±0.40 | X°± | APPD: Jason | MAT'L: | DWG NO. C-5099 | | | | |
| | | | | .X±0.30 | .X°± | CHKD: Schumi | FINISH: | | UNITS | SCALE | SHEET | REV |
| REV | ECN NO. | NAME | DATE | .XX±0.20 | .XX°± | DRWN: Terry | Q'TY: | | MM | 1 : 1 | 4 OF 6 | 0 |
| | | | | .XXX±0.10 | .XXX°± | | | | | | | |



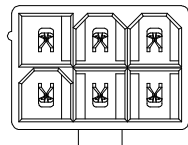
4 POS



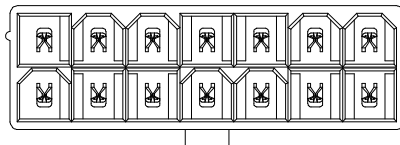
12 POS



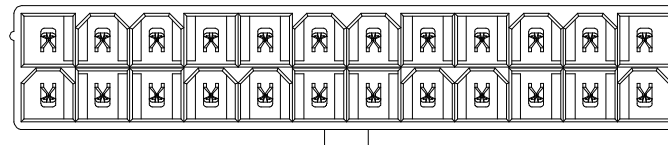
20 POS



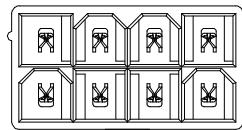
6 POS



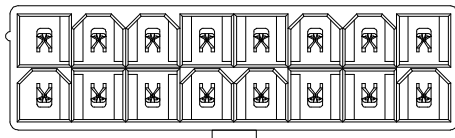
14 POS



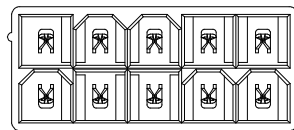
24 POS



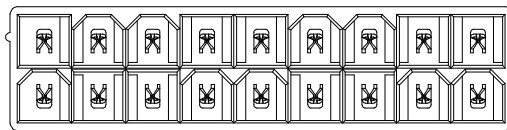
8 POS



16 POS



10 POS



18 POS

KEY POSITION IDENTIFIED
(TOP VIEW)

| REV | ECN NO. | NAME | DATE |
|-----|---------|------|------|
| | | | |
| | | | |
| | | | |

| TOLERANCE | |
|-----------------|-----------------------|
| LINEAR | ANGLES |
| X \pm 0.40 | X $^{\circ}$ \pm |
| .X \pm 0.30 | .X $^{\circ}$ \pm |
| .XX \pm 0.20 | .XX $^{\circ}$ \pm |
| .XXX \pm 0.10 | .XXX $^{\circ}$ \pm |

UMax conn 东莞市友贸实业有限公司
DONGGUAN UMAXCONN ENTERPRISE LIMITED

APPD: Jason MAT'L:
CHKD: Schumi FINISH:
DRWN: Terry Q'TY:

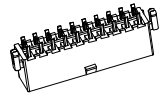
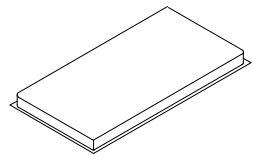
TITLE: ATX POWER CONNECTOR
4.2mm PITCH, VERTICAL, DIP TYPE

PART NO. SEE TABLE
DWG NO. C-5099

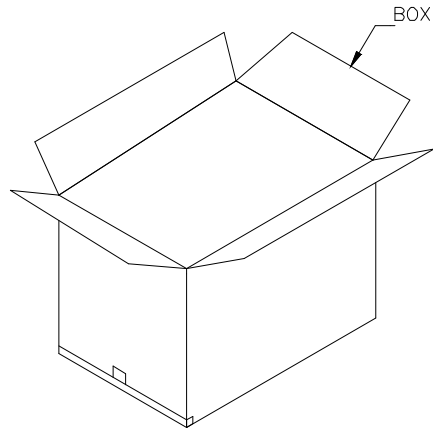
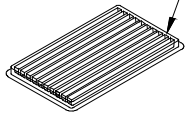
| | | | | |
|--|-------|-------|--------|-----|
| | UNITS | SCALE | SHEET | REV |
| | MM | 1 : 1 | 5 OF 6 | 0 |

A

A



QUANTITY SEE TABLE



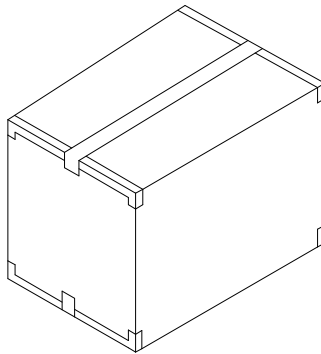
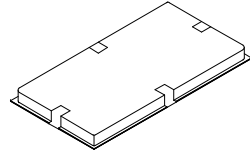
BOX

NOTES:

- 1. TRAY : PVC, SIZE: 330mm(L)X 265mm(W)X 22mm(H).
- 2. BOX : CORRUGATED, SIZE: 350mm(L)X 279mm(W)X 195mm(H).
- 3. QUANTITY: SEE TABLE.

B

B

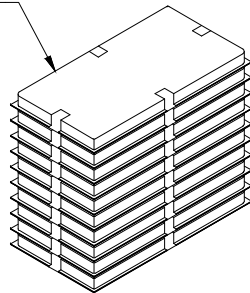


C

C



10 TRAY



D

D

| 5.94 | 4.34 | 80 | 10 | 800 | 24 | 2 |
|--------------|------------|-----------|------------|----------|------|------------------|
| 5.93 | 4.33 | 100 | 10 | 1000 | 20 | |
| 5.53 | 3.93 | 100 | 10 | 1000 | 18 | |
| 5.85 | 4.25 | 120 | 10 | 1200 | 16 | |
| 6.00 | 4.40 | 140 | 10 | 1400 | 14 | |
| 5.98 | 4.38 | 160 | 10 | 1600 | 12 | |
| 5.81 | 4.21 | 180 | 10 | 1800 | 10 | |
| 5.89 | 4.29 | 220 | 10 | 2200 | 8 | |
| 5.94 | 4.34 | 280 | 10 | 2800 | 6 | |
| 5.78 | 4.18 | 360 | 10 | 3600 | 4 | |
| 5.92 | 4.32 | 80 | 10 | 800 | 24 | 1 |
| 5.90 | 4.30 | 100 | 10 | 1000 | 20 | |
| 6.28 | 4.68 | 120 | 10 | 1200 | 18 | |
| 5.95 | 4.35 | 140 | 10 | 1400 | 14 | |
| 5.94 | 4.34 | 160 | 10 | 1600 | 12 | |
| 6.22 | 4.62 | 200 | 10 | 2000 | 10 | |
| 6.21 | 4.61 | 240 | 10 | 2400 | 8 | |
| 6.16 | 4.56 | 300 | 10 | 3000 | 6 | |
| 6.35 | 4.75 | 420 | 10 | 4200 | 4 | |
| 5.90 | 4.30 | 80 | 10 | 800 | 24 | |
| 5.87 | 4.27 | 100 | 10 | 1000 | 20 | |
| 6.24 | 4.64 | 120 | 10 | 1200 | 18 | |
| 5.91 | 4.31 | 140 | 10 | 1400 | 14 | |
| 6.42 | 4.82 | 180 | 10 | 1800 | 12 | |
| 6.16 | 4.56 | 200 | 10 | 2000 | 10 | |
| 6.51 | 4.91 | 260 | 10 | 2600 | 8 | |
| 6.67 | 5.07 | 340 | 10 | 3400 | 6 | |
| 6.88 | 5.28 | 480 | 10 | 4800 | 4 | |
| GROSS WEIGHT | NET WEIGHT | PCS /TRAY | TRAYS /BOX | PCS /BOX | POS. | NO. OF BOARDLOCK |

E

E

| REV | ECN NO. | NAME | DATE | TOLERANCE | |
|-----|---------|------|------|-----------|--------|
| | | | | LINEAR | ANGLES |
| | | | | X±0.40 | X°± |
| | | | | .X±0.30 | .X°± |
| | | | | .XX±0.20 | .XX°± |
| | | | | .XXX±0.10 | .XXX°± |

UMax conn 东莞市友贸实业有限公司
DONGGUAN UMAXCONN ENTERPRISE LIMITED

APPD: Jason MAT'L:

CHKD: Schumi FINISH:

DRWN: Terry Q'TY:

TITLE: ATX POWER CONNECTOR
4.2mm PITCH, VERTICAL, DIP TYPE

PART NO. SEE TABLE

DWG NO. C-5099

| UNITS | SCALE | SHEET | REV |
|-------|-------|--------|-----|
| MM | 1 : 1 | 6 OF 6 | 0 |