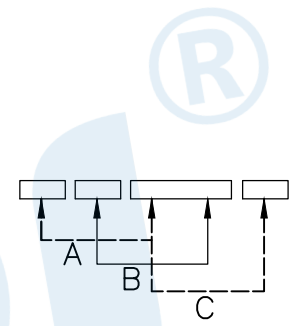
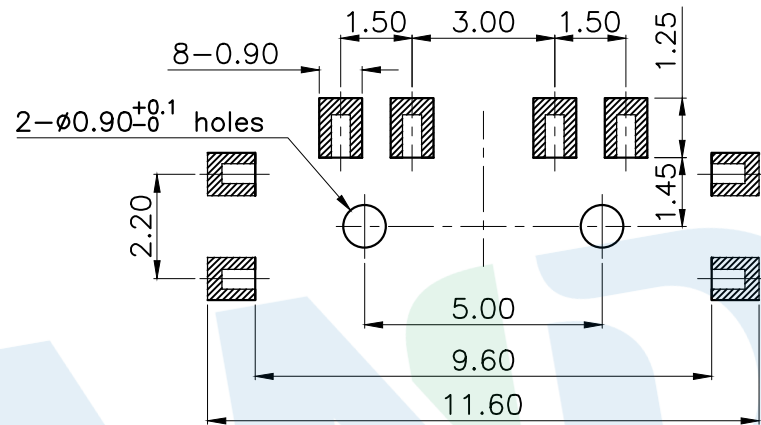
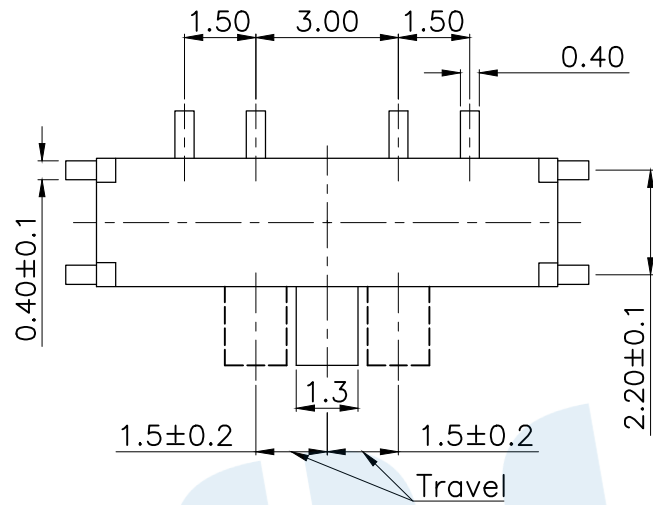
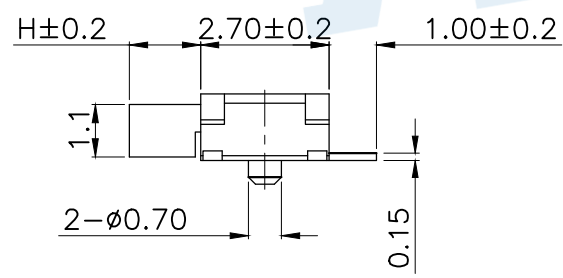
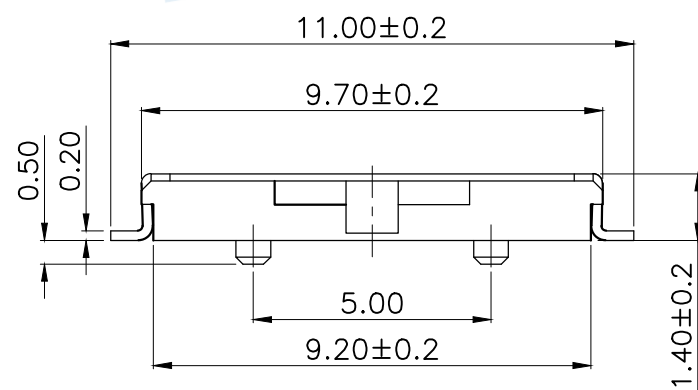


RoHS



Circuit Diagram

PCB Layout (Pattern side)



Code	H	Operating force
A1	1.5	200±80gf
A2	2.0	
A3	2.5	

Ⓕ	Spring plate		1	SUS	Natural
Ⓖ	Terminal		4	Phosphorus copper	Silver
Ⓓ	Contact reed		1	Beryllium bronze	Silver covered
Ⓒ	Handle		1	Nylon	Black
Ⓑ	Cover		1	Phosphorus copper	Silver
Ⓐ	Base		1	LCP	Black
NO.	Name	Number	Qty	Materil	Remarks

YUANDI® Yuandi Electronics Co, Ltd

design	date	name	TOGGLE SWITCH
Review	date	name	TA-3517-A□
Approved	date	name	

Drawing number: Proportion 1:1 unit mm gage number A4

modify Review Approved Tolerance not specified

angle	±2'
10~30	±0.30
5~10	±0.20
~ 5	±0.10