



## A2502 SERIES

2.50mm pitch wire to board connector

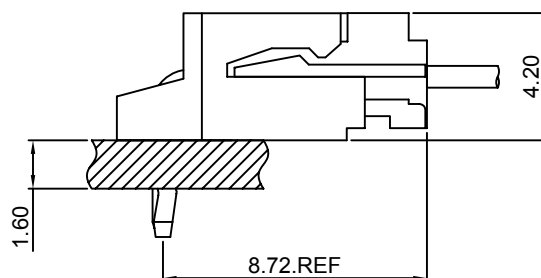
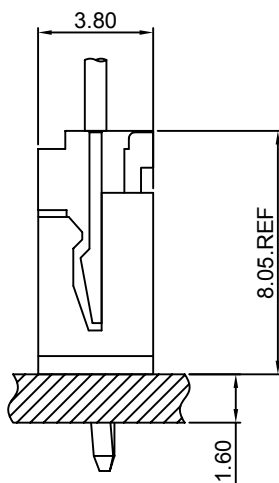
### Specifications

- Current rating:3A AC,DC
- Voltage rating:250V AC,DC
- Temperature range:-40°C~+105°C
- Contact resistance:10mΩMax.
- Insulation resistance:1000MΩMin.
- Withstanding voltage:800V AC/minute
- \*Compliant with RoHS and REACH\*
- \*Meet the HF/Halogen Free,need to customize\*
- \*Contact CJT for details\*

Standards



### Assembly layout





# A2502 SERIES

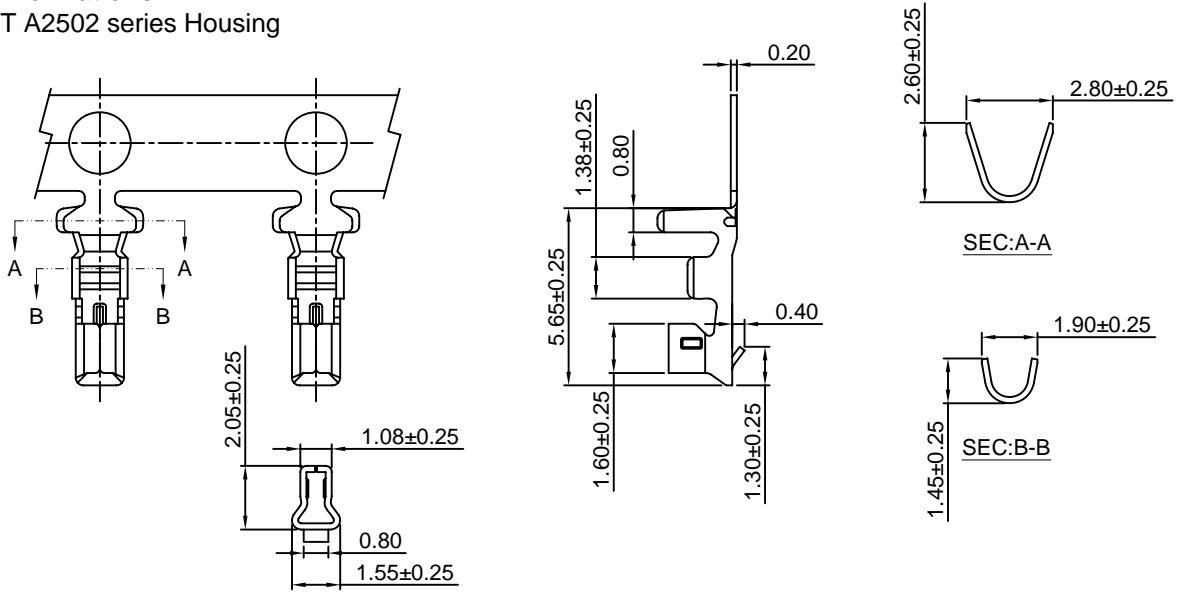
2.50mm pitch wire to board connector

## A2502-T

2.50mm pitch Crimp Terminal

### Reference Informations:

\*Used in CJT A2502 series Housing



### Ordering information & Specifications

Unit:mm

Part NO	Wire Range	Insulation O.D.	Material	Finish	Qty/reel
A2502-TP	AWG#22-#30	1.90mm(max)	Phosphor Bronze	Tin over Nickel	10,000 PCS
A2502-GP	AWG#22-#30	1.90mm(max)	Phosphor Bronze	Gold over Nickel	10,000 PCS

Optional Gold plating available but MOQ requested

## A2502H

2.50mm pitch Housing

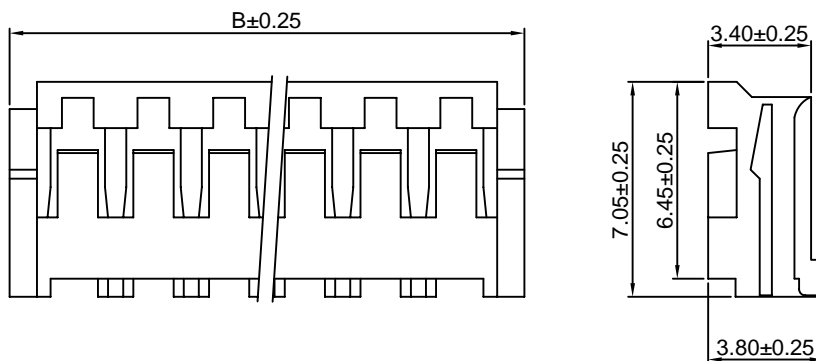
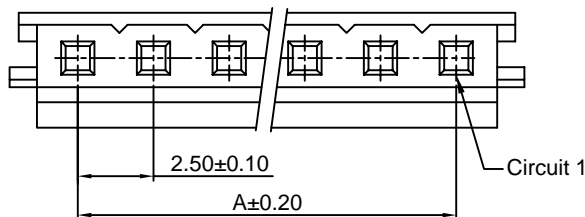
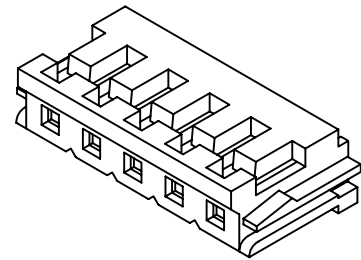
### Reference Informations:

\*Material:Nylon 66,UL94V-0

\*Suitable CJT A2502 series Terminal

\*Mates with CJT A2502 series Wafer

\*Color:White



### Ordering Information & Dimensions

PART NO.	Dimensions	
	A	B
A2502H-2P	2.50	7.00
A2502H-3P	5.00	9.50
A2502H-4P	7.50	12.00
A2502H-5P	10.00	14.50
A2502H-6P	12.50	17.00
A2502H-7P	15.00	19.50
A2502H-8P	17.50	22.00
A2502H-9P	20.00	24.50
A2502H-10P	22.50	27.00
A2502H-11P	25.00	29.50
A2502H-12P	27.50	32.00
A2502H-13P	30.00	34.50
A2502H-14P	32.50	37.00
A2502H-15P	35.00	39.50

Unit: mm



# A2502 SERIES

2.50mm pitch wire to board connector

## A2502WV

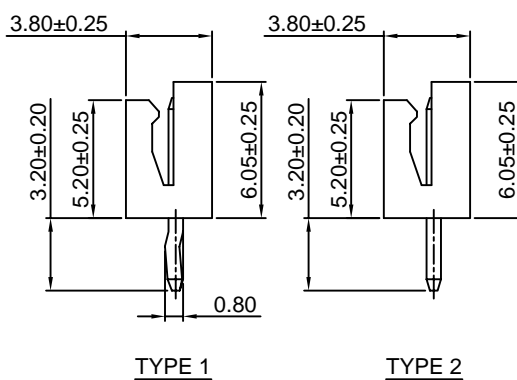
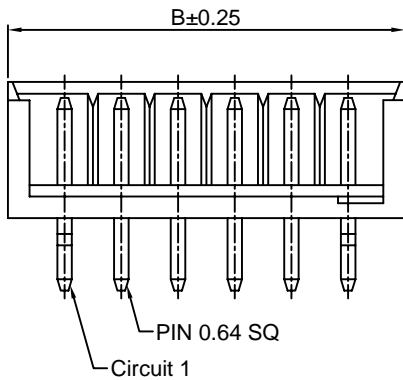
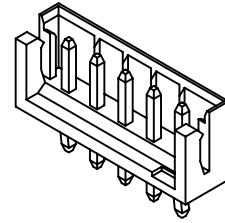
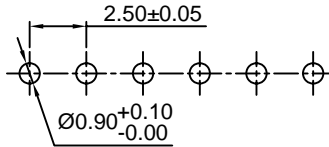
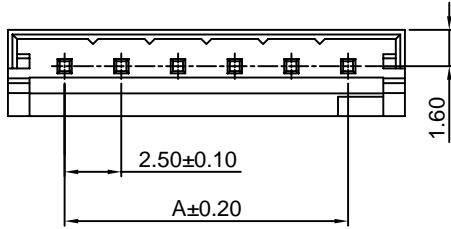
2.50mm pitch 180° Wafer

### Reference Informations:

- \*Material:Pin:Brass/Tin over Nickel  
Insulator:Nylon 66,UL94V-0
- \*Mates with CJT A2502 series Housing
- \*Color:White

### Ordering Information:

- A2502WV-XP - \*\*  
1                    2
- 1.Part No.
  - 2.Style  
(blank)-Type 1  
2-Type 2



### Ordering Information & Dimensions

PART NO.	Dimensions	
	A	B
A2502WV-2P	2.50	7.50
A2502WV-3P	5.00	10.00
A2502WV-4P	7.50	12.50
A2502WV-5P	10.00	15.00
A2502WV-6P	12.50	17.50
A2502WV-7P	15.00	20.00
A2502WV-8P	17.50	22.50
A2502WV-9P	20.00	25.00
A2502WV-10P	22.50	27.50
A2502WV-11P	25.00	30.00
A2502WV-12P	27.50	32.50
A2502WV-13P	30.00	35.00
A2502WV-14P	32.50	37.50
A2502WV-15P	35.00	40.00

Unit: mm

## A2502WR

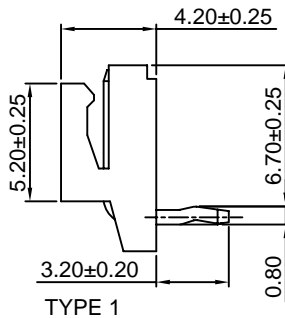
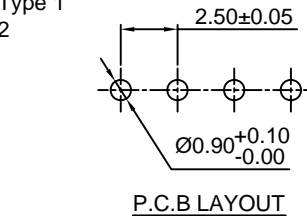
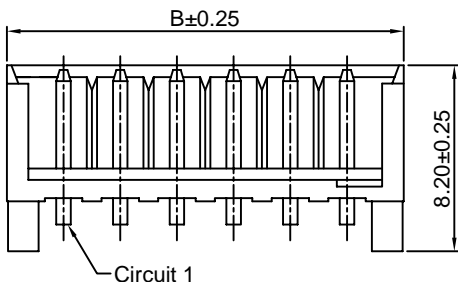
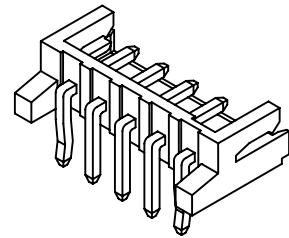
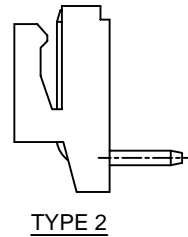
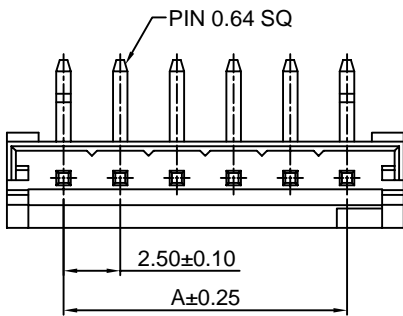
2.50mm pitch 90° Wafer

### Reference Informations:

- \*Material:Pin:Brass/Tin over Nickel  
Insulator:Nylon 66,UL94V-0
- \*Mates with CJT A2502 series Housing
- \*Color:White

### Ordering Information:

- A2502WR-XP - \*\*  
1                    2
- 1.Part No.
  - 2.Style  
(blank)-Type 1  
2-Type 2



### Ordering Information & Dimensions

PART NO.	Dimensions	
	A	B
A2502WR-2P	2.50	7.50
A2502WR-3P	5.00	10.00
A2502WR-4P	7.50	12.50
A2502WR-5P	10.00	15.00
A2502WR-6P	12.50	17.50
A2502WR-7P	15.00	20.00
A2502WR-8P	17.50	22.50
A2502WR-9P	20.00	25.00
A2502WR-10P	22.50	27.50
A2502WR-11P	25.00	30.00
A2502WR-12P	27.50	32.50
A2502WR-13P	30.00	35.00
A2502WR-14P	32.50	37.50
A2502WR-15P	35.00	40.00

Unit: mm