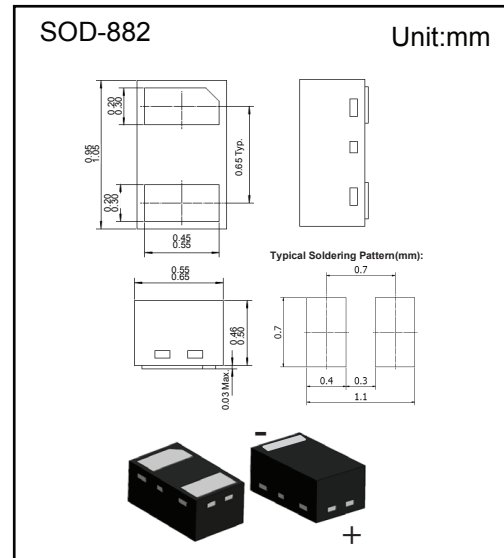


Schottky Barrier Diode RB521I-30

■ Features

- Low Forward Voltage Drop
- Small Surface Mounting Type
- Green EMC
- Band Indicates Cathode



■ Absolute Maximum Ratings $T_A = 25^{\circ}\text{C}$ unless otherwise noted

Parameter	Symbol	Value	Unit
DC Reverse Voltage	V_R	30	V
Average Forward Current	$I_{F(AV)}$	200	mA
Peak Forward Surge Current (At 8.3ms single half sine-wave)	I_{FSM}	0.5	A
Power Dissipation	P_D	150	mW
Junction Temperature	T_J	125	$^{\circ}\text{C}$
Storage Temperature range	T_{stg}	-55 to +125	

■ Electrical Characteristics $T_a = 25^{\circ}\text{C}$ unless otherwise noted

Parameter	Symbol	Test Conditions	Min	Typ	Max	Unit
Breakdown Voltage	V_{BR}	$I_R = 100\mu\text{A}$	30			V
Forward voltage	V_F	$I_F = 10\text{mA}$			0.35	
		$I_F = 200\text{mA}$			0.5	
Reverse Leakage current	I_R	$V_R = 10\text{V}$			30	μA

■ Marking

Marking	F
---------	---

Schottky Barrier Diode

RB521I-30

■ Typical Characteristics

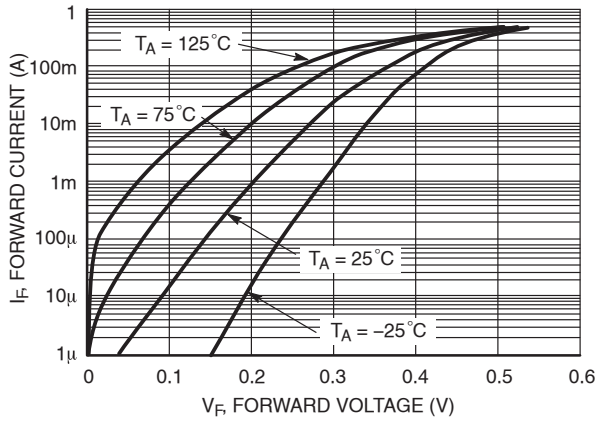


Figure 1. Forward Characteristics

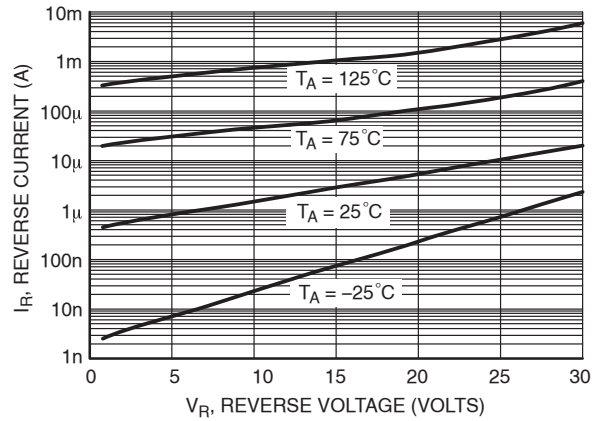


Figure 2. Reverse Characteristics

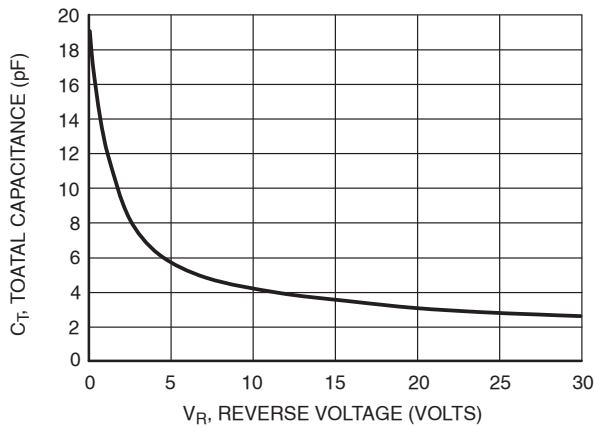


Figure 3. Total Capacitance