

SEB551V-30
Schottky barrier diode

Revision:A

Features

- Small mold type. (UMD2)
- Low VF
- High reliability

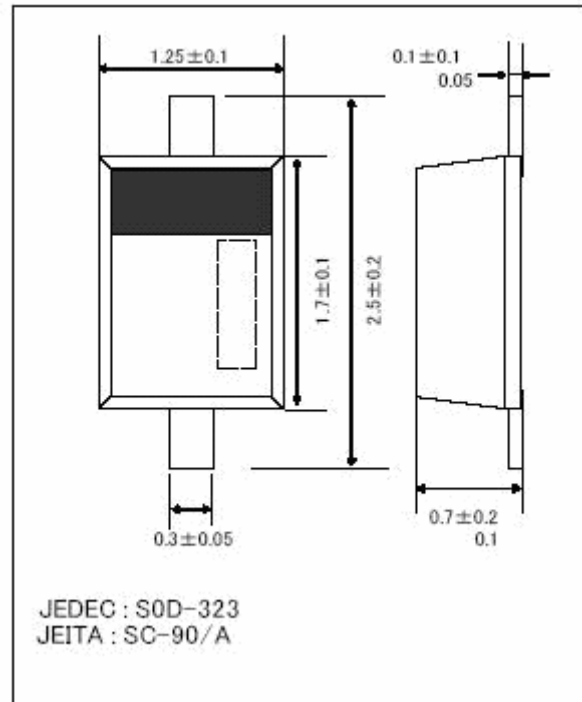
Applications

- High frequency rectification

Construction

- Silicon epitaxial planar

●External dimensions (Unit : mm)



Absolute maximum ratings (Ta=25°C)

Parameter	Symbol	Limits	Unit
Reverse voltage (repetitive peak)	V_{RM}	30	V
DC reverse voltage	V_R	20	V
Average rectified forward current	I_O	500	mA
Forward peak surge current (60Hz 1cyc.)	I_{FSM}	2	A
Junction temperature	T_j	125	°C
Storage temperature	T_{stg}	-40 to +125	°C

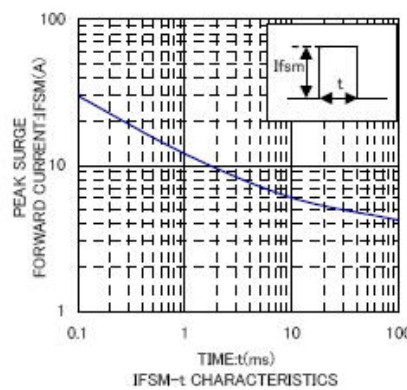
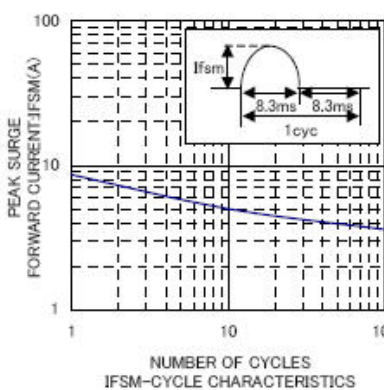
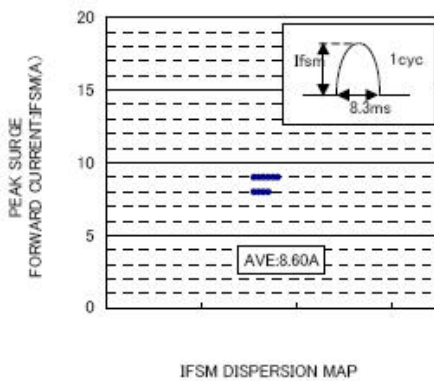
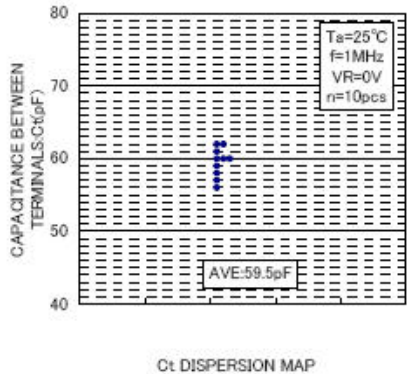
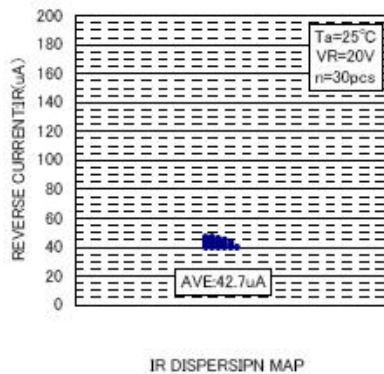
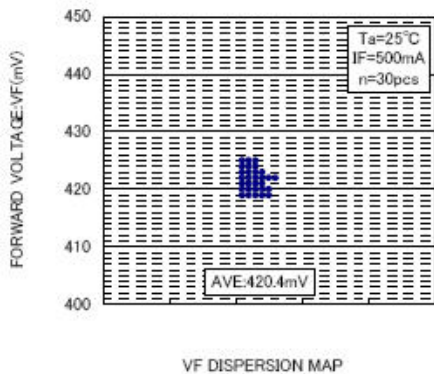
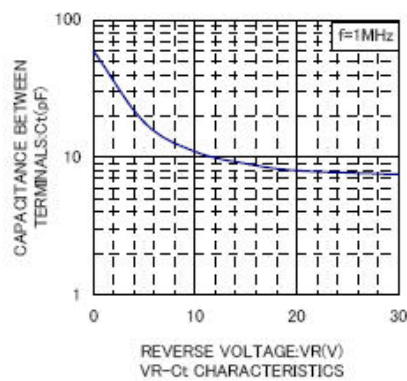
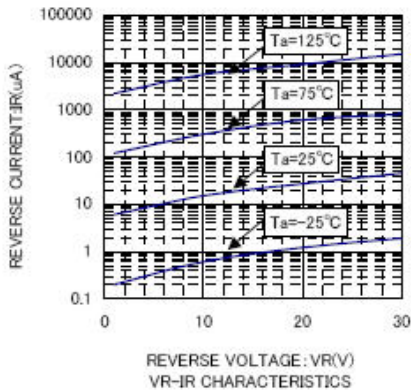
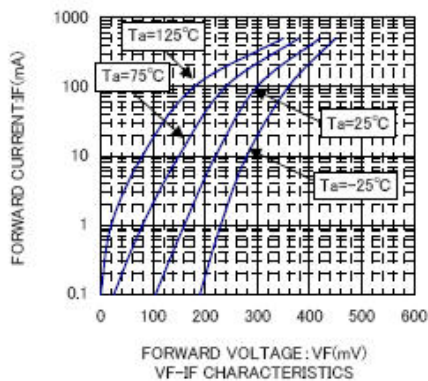
* 60Hz, 1ms

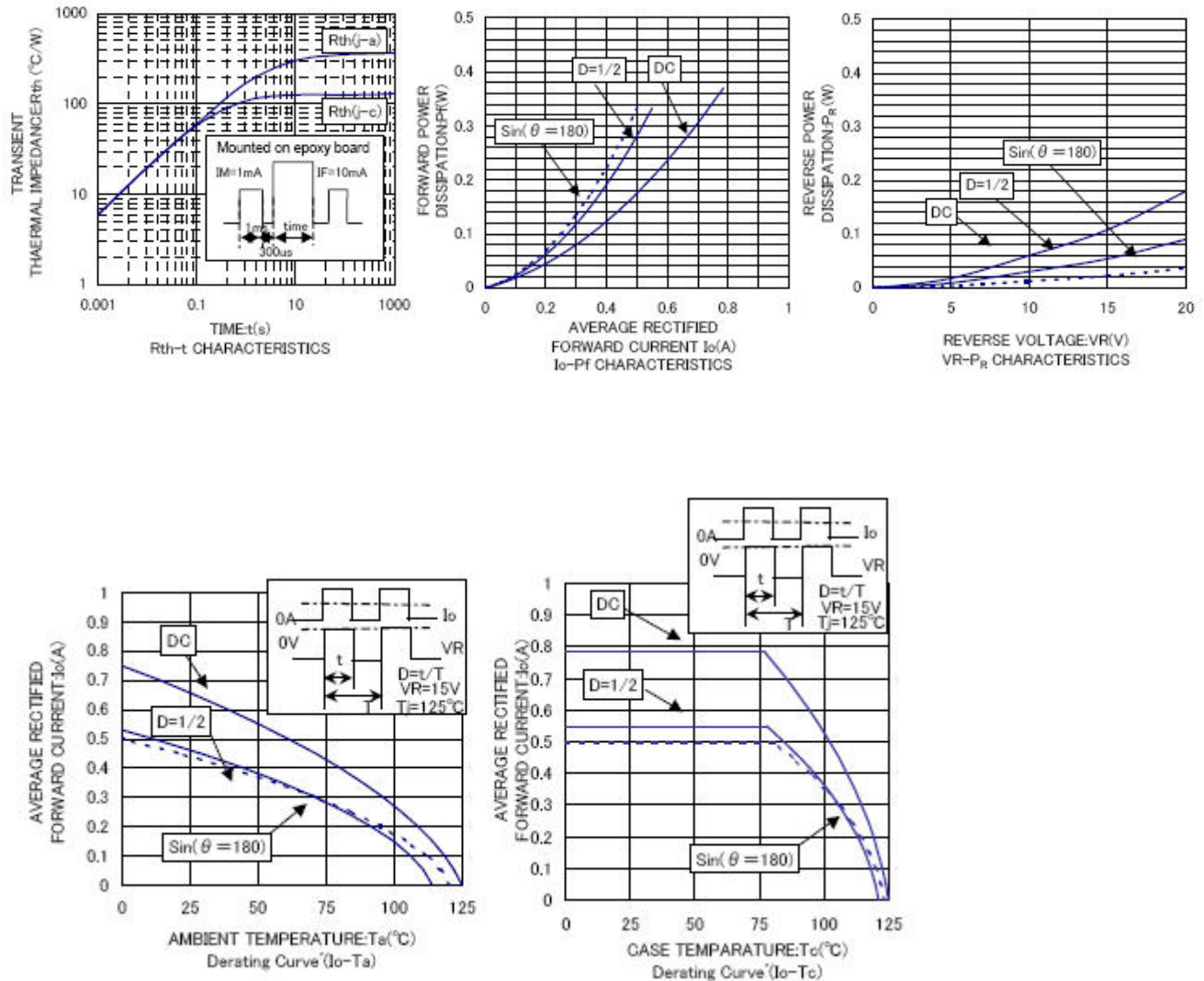
Electrical characteristics (Ta=25°C)

Parameter	Symbol	Min.	Typ.	Max.	Unit	Conditions
Forward voltage	V_{F1}	—	—	0.36	V	$I_F = 100mA$
	V_{F2}	—	—	0.47	V	$I_F = 500mA$
Reverse current	I_R	—	—	100	uA	$V_R = 20V$

- Please pay attention to static electricity when handling.

●Electrical characteristic curves (Ta = 25°C)





The SINO-IC logo is a registered trademark of ShangHai Sino-IC Microelectronics Co., Ltd.
 © 2005 SINO-IC – Printed in China – All rights reserved.

SHANGHAI SINO-IC MICROELECTRONICS CO., LTD

Add: Building 3, Room 3401-03, No.200 Zhangheng Road, ZhangJiang Hi-Tech Park, Pudong, Shanghai 201203, China

Phone: +86-21-33932402 33932403 33932405 33933508 33933608

Fax: +86-21-33932401

Email: webmaster@sino-ic.com

Website: <http://www.sino-ic.com>