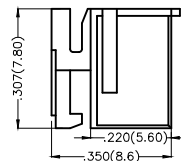
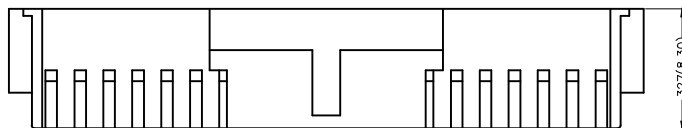
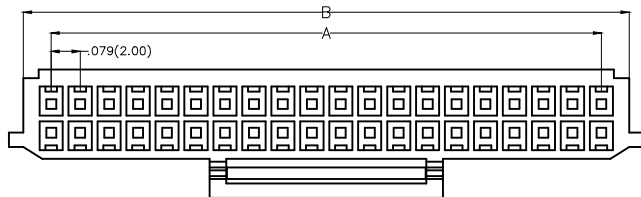


REV	LOCATIONS	DESCRIPTION	DATE	REVISER	APPD

Electrical  
 Temperature Range—Operating: -25°C~+85°C  
 Material  
 Housing: PA66( UL 94V-0)  
 Applicable Terminal: FT20006  
 Mates With(Wafer): FWF20012,FWF20017Series



Circuits (n)	Part No.	Dimensions(in/mm)	
		A	B
4	FHG20007-D04M2W1B	.079(2.00)	.236(6.00)
6	FHG20007-D06M2W1B	.157(4.00)	.315(8.00)
8	FHG20007-D08M2W1B	.236(6.00)	.394(10.00)
10	FHG20007-D10M2W1B	.315(8.00)	.472(12.00)
12	FHG20007-D12M2W1B	.394(10.00)	.551(14.00)
14	FHG20007-D14M2W1B	.472(12.00)	.630(16.00)
16	FHG20007-D16M2W1B	.551(14.00)	.709(18.00)
18	FHG20007-D18M2W1B	.630(16.00)	.787(20.00)
20	FHG20007-D20M2W1B	.709(18.00)	.866(22.00)
22	FHG20007-D22M2W1B	.787(20.00)	.945(24.00)
24	FHG20007-D24M2W1B	.866(22.00)	1.024(26.00)
26	FHG20007-D26M2W1B	.945(24.00)	1.102(28.00)
28	FHG20007-D28M2W1B	1.024(26.00)	1.181(30.00)
30	FHG20007-D30M2W1B	1.102(28.00)	1.260(32.00)
36	FHG20007-D36M2W1B	1.339(34.00)	1.496(38.00)
38	FHG20007-D38M2W1B	1.417(36.00)	1.575(40.00)
40	FHG20007-D40M2W1B	1.496(38.00)	1.654(42.00)

### Ordering Information

FHG 200 07 — D XX M 2 W1 B  
 1 2 3 4 5 6 7 8 9

1	Category FHG—Housing	2	Series Number 200—Pitch 2.0mm	3	Distinction No. 07	4	Row Option D—Double Row	5	Circuits XX
6	Entry Type M—Male	7	Material—Resin 2—PA66	8	Color—Resin W1—White	9	Packaging B—PE Bag		

 THIRD ANGLE PROJECTION	GENERAL TOLERANCES (UNLESS SPECIFIED)		APPROVE BY FRANK	DATE 25/JUN/13	PART NO. FHG20007-DXXM2W1B	ITEM NO. FHG20007	 Leader Of Industry
	DESIGN UNITS Inch (metric)	X.±.012(0.30) X.±5'	CHECKED BY JACOB	DATE 25/JUN/13	TITLE Wire to Board Pitch 2.0mm(Housing)		
SCALE 5:1	SIZE A4	X.XX±.008(0.20) X.±2'	DRAWN BY CHERRY	DATE 25/JUN/13	THIS DRAWING CONTAINS INFORMATION THAT IS PROPRIETARY TO TXGA INDUSTRIAL ELECTRONICS(S.Z)CO.,LTD AND SHOULD NOT BE USED WITHOUT WRITTEN PERMISSION		
		X.XX±.006(0.15) .XX±1'					
		X.XXX±.004(0.10) .XXX±0.5'					