


D35SB10 Thru D35SB100

High Current Glass Passivated Molding Single-Phase Bridge Rectifier

Reverse Voltage 100 to 1000V Forward Current 35 A

FEATURES

- Plastic Package has Underwriters Laboratory Flammability Classification 94V-0
- High current capacity with small package
- Glass passivated chip junctions
- Superior thermal conductivity
- High IFSM



1. Maximum & Thermal Characteristics Ratings at 25 °C ambient temperature unless otherwise specified.

Parameter Symbol		Symbol	D35SB10	D35SB20	D35SB40	D35SB60	D35SB80	D35SB100	Unit
Maximum repetitive voltage		VRRM	100	200	400	600	800	1000	V
Maximum RMS Voltage		VRMS	70	140	280	420	560	700	V
Maximum DC Blocking Voltage		VDC	100	200	400	600	800	1000	V
Maximum DC reverse current TA=25		IR	5						μA
at rated DC blocking voltage TA=125			500						
Maximum average forward rectified output current at	With heatsink Tc=100 (1)	Io	35						A
	Without heatsink Ta=25 (2)		10						A
Peak forward surge current 8.3ms single half sine-wave superimposed on rated load		IFSM	400						A
Rating of fusing (t<8.3ms)		I ² t	660						A2sec
Dielectric strength terminals to case , AC 1 minute Current 1mA		Vdia	2.5						KV
Max instantaneous forward voltage at 17.5A		VF	1.05						V
Operating junction temperature		TJ	-55~150						
Maximum thermal on P.C.B. without heat-sink		RθJA	22						/W
resistance per leg on Al plate heat-sink		RθJC	0.8						
Storage temperature		Tstg	-55~150						
Mounting torque		Tor	Rating Torque : 0.8 (Suggests 0.45~0.65)						N.m

Notes:

(1) Unit case mounted on aluminum plate heatsink

(2) Units mounted on P.C.B. without heatsink

D35SB10 Thru D35SB100

2. Ratings and Characteristic Curves ($T_A = 25^\circ\text{C}$ unless otherwise noted)

Fig. 1 Derating Curve

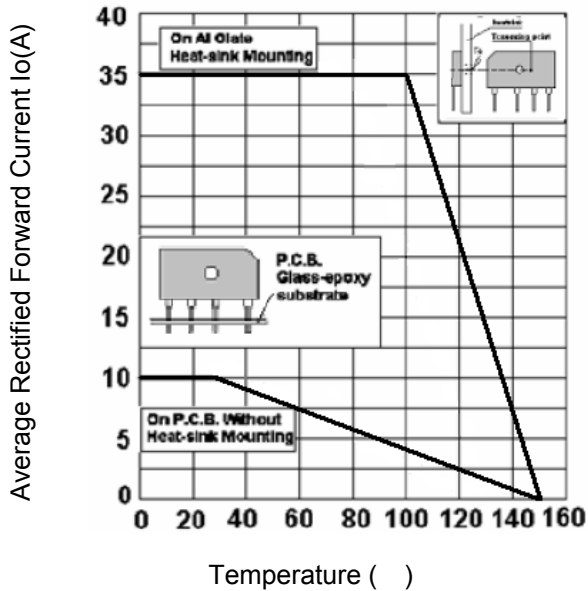


Fig.2 Typical Reverse Characteristics

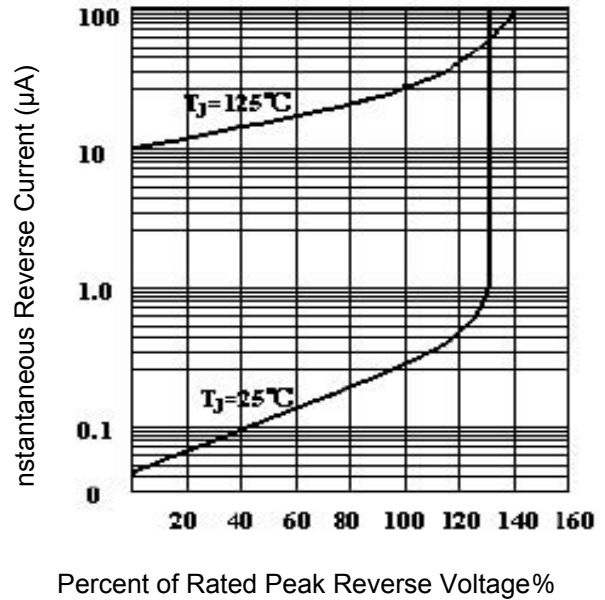


Fig.3 Forward Voltage

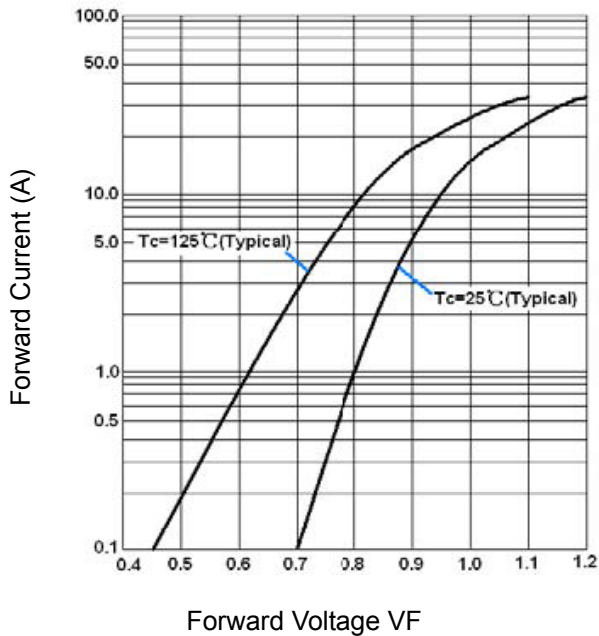
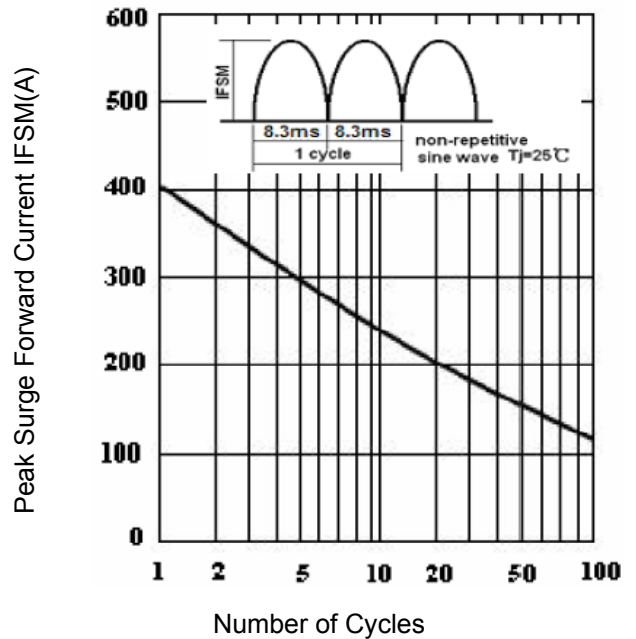
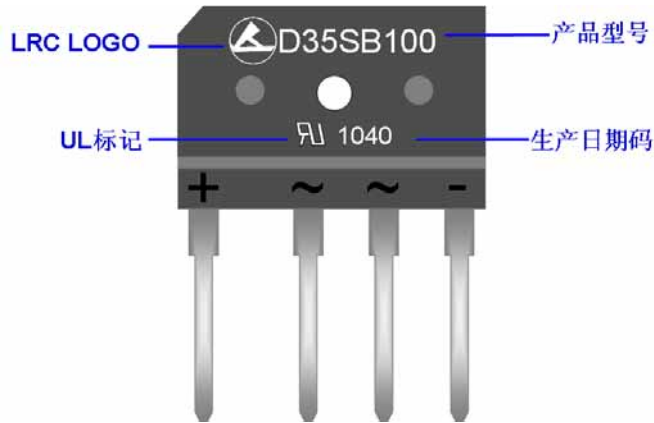


Fig.4 Peak Surge Forward Capability



D35SB10 Thru D35SB100

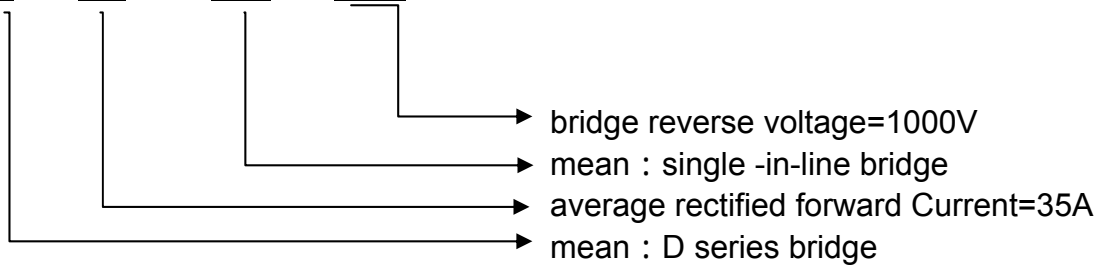
3. Marking Identification



Note :

生产日期码包含4位数字，例如“1040”，前两个数字“10”表示为2010年，另外二个数字“40”是指第40周，即表示该产品为2010年40周生产。

型号：**D** **35** **SB** **100**



4. Dimension

