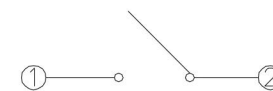
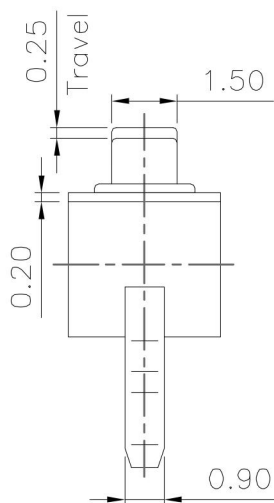
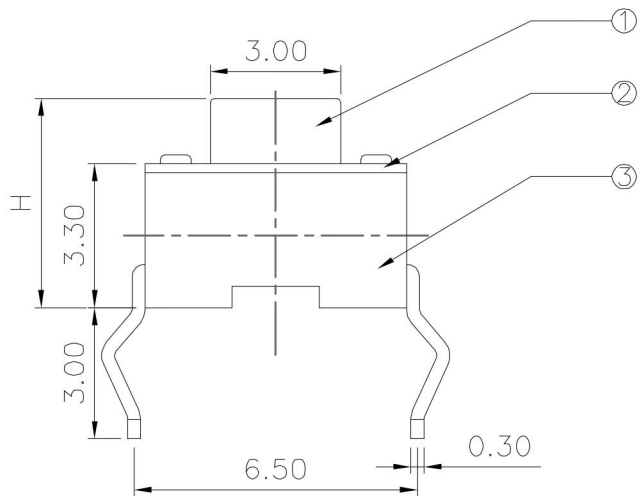


PCB Layout (Pattern Side)



Circuit Diagram



NO.1	
PART NO	H
A	4.3
C	5

NO.3	
PART NO	MATERIAL/QTY
S	SUS/1PC
C	C5210/1PC
D	SUS/2PCS
F	C5210/2PCS

NO.2	
PART NO	VIGOR
1	90±30
2	130±30
3	180±30
4	250±30
5	350±50

NO.4-NO.5	
PART NO	NOTE
01~99	SERIAL NUMBER

ITEM	PART NAME	TER'NO.	QTY.	MATERIAL	FINISHING	REMARK
⑤	Terminal	—	2	Brass(0.30t)	Plating silver	—
④	Contact	—	1	F.Ag/SUS	Plating silver	—
③	Base	—	1	PA66	WHITE	—
②	Cover	—	1	SPCC	Plating Nickel	—
①	Keystoke	—	1	PA66	WHITE	—

APPROVALS		DATE	台湾汉博电子科技有限公司 Taiwan Han Bo Electronic Technology Co.;Ltd.			
DRAWN	王岩	2011.9	TITLE:	TACT SWITCHES		
CHECKED			PART NO.	TS-KG01		
APPROVALS			UNIT: mm	SCALE: 1:1	PROJ:	
TOLERANCES ARE		30~以上: ±0.30 10~30: ±0.20 5~10: ±0.15 ~ 5: ±0.10	ANGLE	DRAWING NO.		SHEET 1 OF 1

ECN NO.	REV.	DATE.	DESCRIPTION.	CHANGE.	CHECK.	APPRO.
—	A	—	NEW	—	—	—