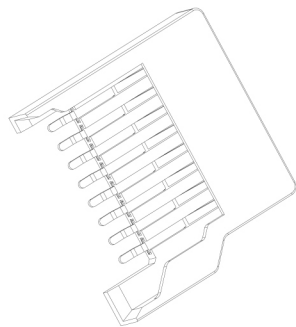
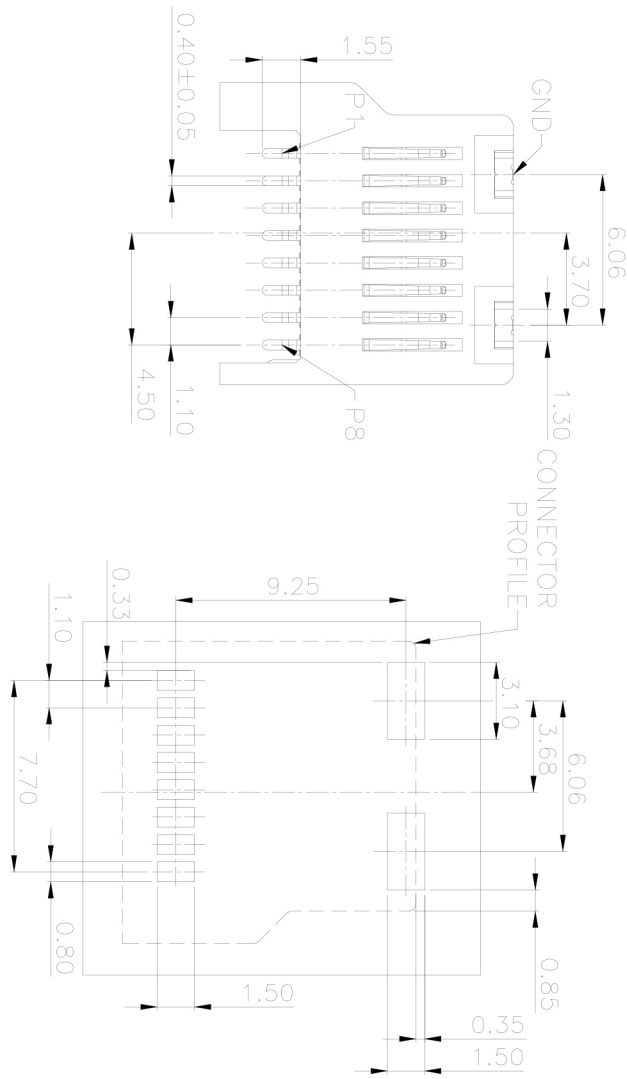
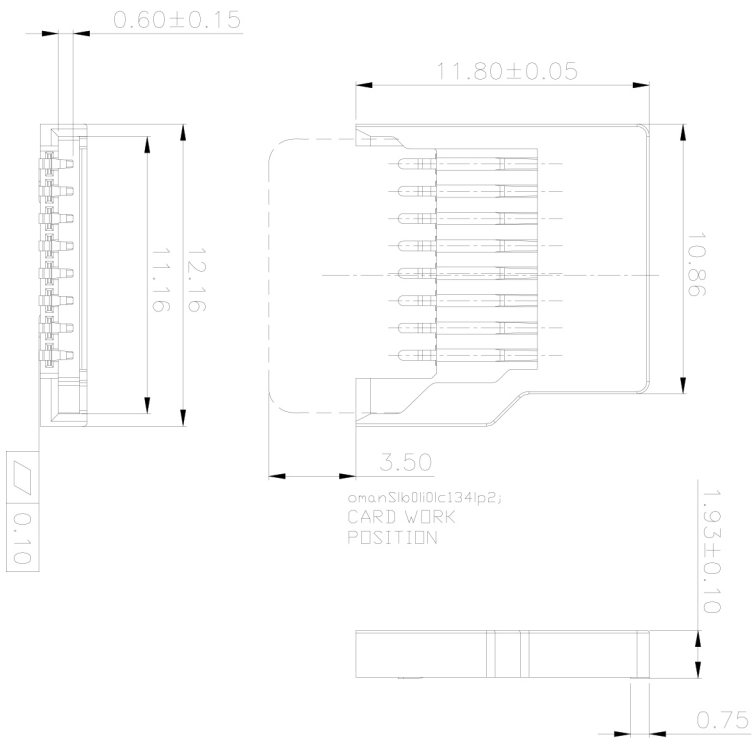


REV.	DESCRIPTION	DRAWN/DATE	APPROVED/DATE



RECOMMENDED PCB LAYOUT
TOLERANCES: ±0.05

Pin No.	NAME	TYPE	DESCRIPTION
1	DAT 2	I/O/PP	Date Line(bit2)
2	CD/DAT 3	I/O/PP	Card Detect/Date Line(bit3)
3	CMD	PP	Command Response
4	VDD	S	Supply Voltage
5	CLK	I	Colck
6	VSS	S	Supply Voltage Ground
7	DAT0	I/O/PP	Date Line(bit0)
8	DAT1	I/O/PP	Date Line(bit1)

- NOTES:
- 1) MATERIAL:
HOUSING: LCP MG350, UL 94V-0, 30%/F FILLED;
COLOR: BLACK
CONTACT: COPPER ALLOY T=0.15mm
GROUND: STAINLESS T=0.15mm
 - 2) FINISH:
CONTACT: 1μ" GOLD PLATING ON CONTACT AREA
Tin 80μ" MIN PLATING ON SOLDER TAILS
50μ" MIN NICKEL UNDERPLATING OVER ALL
GROUND: Sn 100μ" MIN PLATING ON SOLDER TAILS
50μ" MIN NICKEL UNDERPLATING OVER ALL
 - 3) PRODUCT SPECIFICATIONS:
VOLTAGE RATING: 50V
CURRENT RATING: 0.5A
INSULATION RESISTANCE: 500MEG.OHM MIN
CONTACT RESISTANCE: 50 MILL.OHM MAX
OPERATION TEMPERATURE: -20° TO +85°
DURABILITY: 5000 CYCLES

GENERAL TOLERANCE	ANGLE TOLERANCE	DRAWN	DATE	FILE NAME (品名)	Memory-Card-Sockets
X. ±0.50	X. ±30°	Coco		PART NO (料号)	TF-017
.X ±0.35	.X ±20°	CHECK	DATE	DRAWING NO.(图号)	
.XX ±0.25	.XX ±10°	Jeny			
.XXX ±0.10		APPRO.	DATE		
UNIT: mm	SCALE: 1:1	Jeft			
A4	SHEET: 1 of 1				

台湾汉博电子科技有限公司
Taiwan Han Bo Electronic Technology Co.Ltd.