

TOF-440VBMG-B-TS

Four Digit Display LED

Part Number	Chip		Face Color	Segment Color
	Material	Source Color		
TOF-440VBMG-B-TS	AlGaInP	Ultra green	Black	White

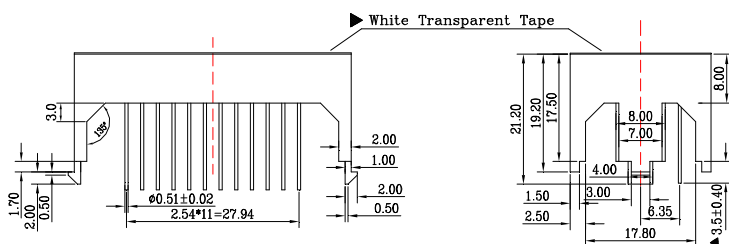
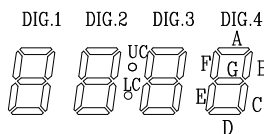
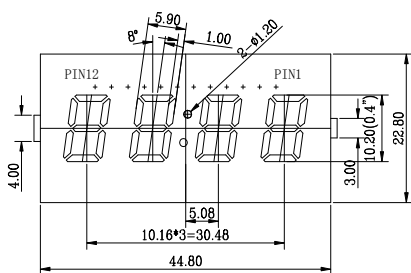
Features

- (0.40")10.16mm digit height
- Common anode
- I.C. compatible
- Low power requirement
- RoHS compliant

Applications

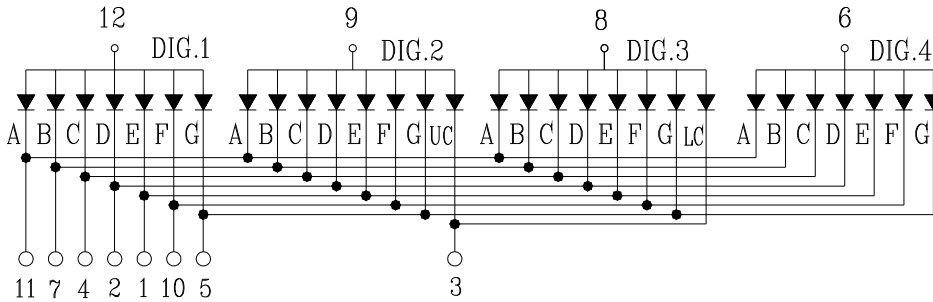
- Audio equipment
- Instrument panels
- Digital read out display

Package Dimensions & Internal Circuit Diagram



Notes:

1. All dimensions are in millimeters, tolerance: ± 0.25 ; Angle: $\pm 0.1^\circ$ unless otherwise noted.
2. Specifications are subject to change without notice.



Absolute Maximum Rating @ Ta=25°C

Parameter	Maximum Rating	Unit
Peak Forward Current (1/10 Duty Cycle, 0.1ms Pulse Width)	80	mA
Power Dissipation	75	mW
Continuous Forward Current	20	mA
Recommend Operating Current	12	mA
Reverse Voltage	5	V
Operating Temperature Range	-25°C to +85°C	
Storage Temperature Range	-30°C to +85°C	
Lead-Free Solder Temperature (1/16 Inch Below Seating Plane)	260°C for 3 Sec	

Electrical / Optical Characteristic @ Ta=25°C

Parameter	Symbol	Min.	Typ.	Max.	Unit	Test Condition	Grade
Dominant Wavelength	λ_d		572		nm	$I_F=20\text{mA}$	
Spectral Line Half-Width	$\Delta\lambda$		15		nm	$I_F=20\text{mA}$	
Forward Voltage	V_F	1.8	2.0	2.3	V	$I_F=20\text{mA}$	
Reverse Current	I_R			100	μA	$V_R=5\text{V}$	
Luminous Intensity Matching Rate	$I_v\text{-m}$			2.0:1		$I_F=20\text{mA}$	

The DISPLAYS should be kept at 30°C or less and 60%RH or less. The DISPLAYS should be used within one year.