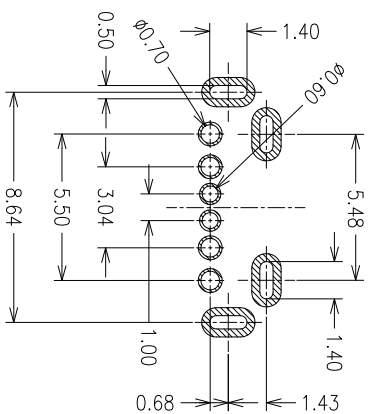
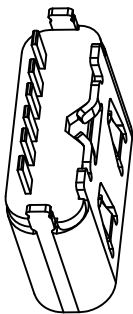
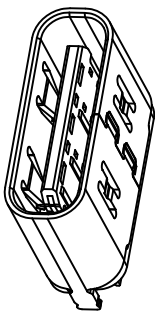
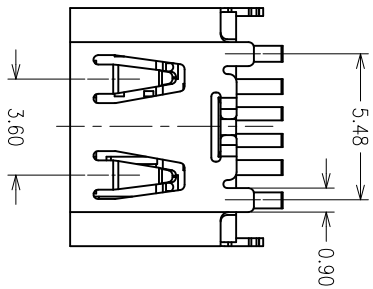
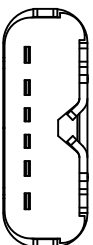
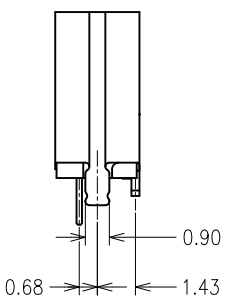
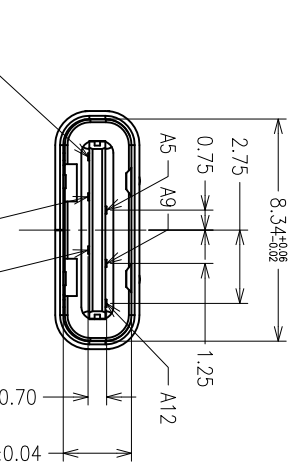


1 ROHS

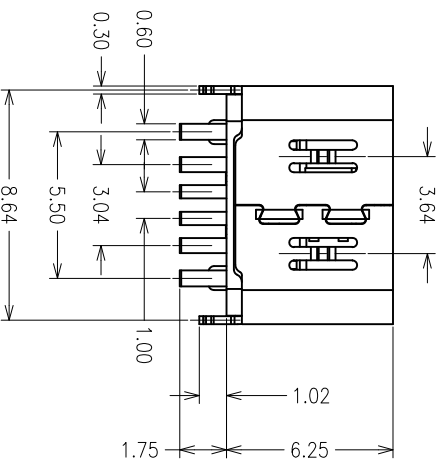


RECOMMENDED P.C.B. LAYOUT  
TOLERANCE UNSPECIFIED ±0.05mm



SPECIFICATION

1. ELECTRICAL CHARACTERISTICS:  
 1-1. VOLTAGE & CURRENT RATINGS: DC 30V MAX & 3A  
 1-2. CONTACT RESISTANCE: 40mΩ MAX INITIAL.  
 1-3. INSULATION RESISTANCE:  
 1000MΩ MIN FOR VOLTAGE 100V/DC.  
 1-4. DIELECTRIC WITHSTAND: 100V AC for 1 MINUTE  
 1-5. OPERATING TEMPERATURE: -25°C~+85°C  
 2. MECHANICAL CHARACTERISTICS:  
 2-1. INSERT FORCE: 5~20N Max  
 2-2. WITHDRAW FORCE: 5~20N Min  
 2-3. LIFE TEST :3,000 CYCLES



PIN	SIGNAL NAME	PIN	SIGNAL NAME
A5	CC1	B12	GND
A9	VBUS	B9	VBUS
A12	GND	B5	CC2
PIN	SIGNAL NAME	PIN	SIGNAL NAME

公差一览表	
A5	±0.25
A9	±0.20
A12	±0.15
PIN	±0.10

产品图  
 深圳市精拓金电子有限公司  
 Shenzhen Jing Tuo Jin Electronics Co., Ltd.

单位	MM	制图	审核	核准	APP	制料号	产品名称	角法	版本
比例	1:1	郭志富	郭志富	黄国荣		USB C TYPE 6Pin 180度插板 1#6.25mm			A0
日期	2016-09-09								