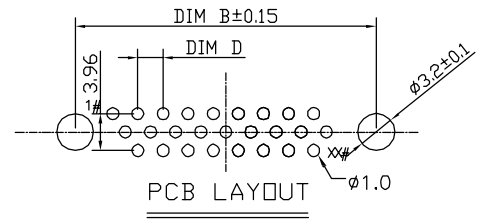
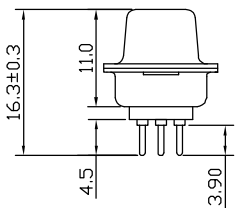
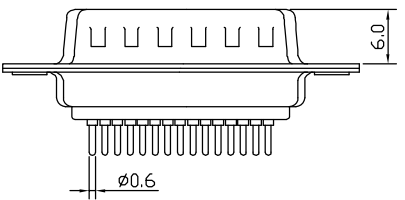
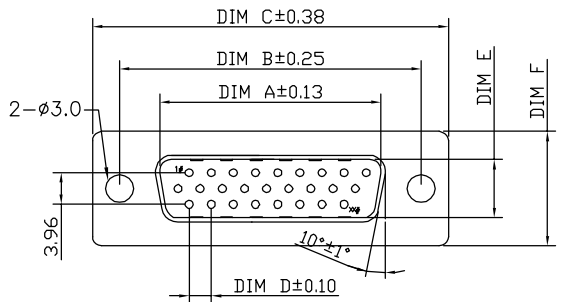
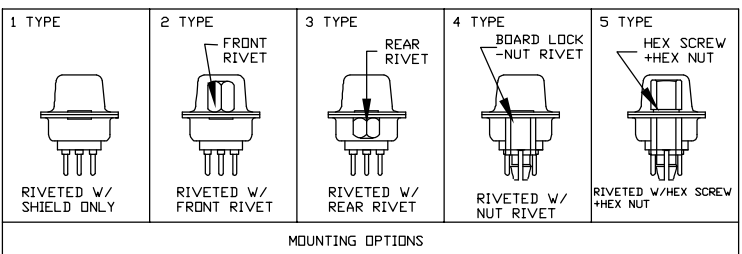


1 2 3 4 5 6 7 8



78P	52.86	61.10	67.10	2.41	11.11	12.40
62P	55.42	63.50	69.32	2.41	8.36	12.50
44P	38.96	47.04	53.04	2.29	8.36	12.50
26P	25.25	33.32	39.14	2.29	8.36	12.50
15P	16.92	24.99	30.81	2.29	8.36	12.50
POS. NO.	A	B	C	D	E	F
	DIMENSION					



**SPECIFICATIONS:**

Current rating:3.0A AC/DC  
 Voltage rating:250V AC/DC  
 Contact resistance:30m ohm MAX  
 Insulation resistance:5000M ohm MIN  
 Withstanding voltage:1000V AC for one minute  
 Operating temperature range:-40°C~+85°C

**MATERIAL AND FINISH**

Insulator:PBT+30%G.F<UL94V-0>  
 Contact:Copper Alloy Nickel Undercoated  
 Selective Gold Plated  
 Finish:Metal Iron With Tin Plated

**PART NO.:**

Z-SUB HP \* M \* 0 \* \* \* \* \*  
 NO. OF CONTACTS  
 B=15PIN  
 D=26PIN  
 F=44PIN  
 D=62PIN  
 H=78PIN  
 LOGO  
 0=NO LOGO  
 2=NEXTRON  
 INSULATOR COLOR  
 0=BLACK  
 6=BLUE  
 9=WHITE  
 INSULATOR MATERIAL  
 0=PBT  
 2=NYLON  
 CONTACT PLATED:(CONTACT AREA)  
 1=FULL GOLD 1u"  
 2=GOLD 3u"  
 3=GOLD 5u"  
 5=GOLD 15u"  
 6=GOLD 30u"  
 MOUNTING OPTIONS  
 1=RIVETED W/SHIELD ONLY  
 2=RIVETED W/FRONT RIVET  
 3=RIVETED W/REAR RIVET  
 4=RIVETED W/NUT RIVET  
 5=RIVETED W/HEX SCREW +HEX NUT  
 CONTACT MATERIAL  
 2=BRASS

正凌精密工业(广东)有限公司  
 内部资料请勿复印

A	NEW RELEASED	12/7'16
REV.	DESCRIPTION	DATE

UNITS ■mm □INCH	NAME: D-SUB HDP TYPE MALE PCB SOLDER	 NEXTRONICS ENGINEERING CORP.	
GENERAL TOLERANCES: (UNLESS SPECIFIED)	PART NO: Z-SUBHP*M*0*****	TITLE: CUSTOMER DWG	
4 PLACE ± ** ± **	APPD: 楊海文	DWG NO: 010-0000-****	C
3 PLACE ± ** ± **	CHKD: 廖小瓊		
2 PLACE ± 0.10 ± **	DRAWN: 陳惠枝		
1 PLACE ± 0.30 ± **		SCALE: 4/1	SHEET: 1/1
ANGULAR: X°±1° .X°±**		REV.:	A